


CENTER FOR INTERNATIONAL TRADE EXPOSITIONS AND MISSIONS
STATEMENT OF FINANCIAL POSITION
As at December 31, 2025 and 2024
(In Philippine Peso)

	<u>NOTE*</u>	2025	2024
ASSETS			
Current Assets			
Cash and Cash Equivalents	7	179,408,318	196,006,012
Other Investments	8	65,290,259	64,357,508
Receivables	9	91,291,653	32,384,514
Inventories	10	705,478	680,327
Other Current Assets	13	46,562,869	38,034,448
Total Current Assets		383,258,577	331,462,809
Non-Current Assets			
Property, Plant and Equipment	11	20,687,368	17,323,561
Intangible Assets	12	5,546,022	302,416
Other Non-Current Assets	13	305,813,902	304,572,994
Total Non-Current Assets		332,047,292	322,198,971
Total Assets		715,305,869	653,661,780
LIABILITIES			
Current Liabilities			
Financial Liabilities	14	49,984,337	40,640,860
Inter-Agency Payables	15	12,370,726	2,158,726
Trust Liabilities	16	3,807,078	3,994,896
Deferred Credits	17	2,801,934	7,504,209
Provisions	18	1,897,176	7,130,713
Other Payables	19	26,638,834	11,575,628
Total Current Liabilities		97,500,085	73,005,032
Non-Current Liabilities			
Provisions	18	24,727,904	22,926,251
Other Payables	19	-	-
Total Non-Current Liabilities		24,727,904	22,926,251
Total Liabilities		122,227,989	95,931,283
Net Assets (Total Assets Less Total Liabilities)		593,077,880	557,730,497
NET ASSETS/EQUITY			
Government Equity	28	41,221,808	41,221,808
Revaluation Surplus	29	5,054,354	5,054,354
Accumulated Surplus	30,31	546,801,718	511,454,335
Total Net Assets/Equity		593,077,880	557,730,497



WILMA G. DULAY
OIC - Controllership


ATTY. ANNA GRADE L. MARPURI
Department Manager, CSD


LEAH PULIDO OCAMPO
Executive Director

CENTER FOR INTERNATIONAL TRADE EXPOSITIONS AND MISSIONS
STATEMENT OF FINANCIAL PERFORMANCE
For the Years Ended December 31, 2025 and 2024
(In Philippine Peso)

	NOTE	2025	2024
Revenue			
REVENUE			
Service and Business Income	20	104,536,504	74,385,258
TOTAL REVENUE		104,536,504	74,385,258
Current Operating Expenses			
Personnel Services	21	(92,211,930)	(89,321,286)
Maintenance and Other Operating Expenses	22	(297,251,978)	(177,963,043)
Financial Expenses	23	(512,470)	(315,180)
Non-Cash Expenses	24	(5,250,674)	(3,782,912)
Total Current Operating Expenses		(395,227,052)	(271,382,421)
Surplus/(Deficit) from Current Operations		(290,690,548)	(196,997,163)
Other Non-Operating Income	25.1	52,000	28,847
Gains (Loss) on FOREX, net	25	2,232,096	2,953,007
Gains (Loss) on sale of disposed assets, net	25.2	(316,054)	-
Surplus/(Deficit) before Tax		(288,722,506)	(194,015,309)
Income Tax Expenses/(Benefit)		-	-
Surplus/(Deficit) after Tax		(288,722,506)	(194,015,309)
Net Assistance/Subsidy/(Financial Assistance/Subsidy/Contribution)	26	289,608,000	195,557,000
Net Income/(Deficit) for the Period		885,494	1,541,691


WILMA G. DULAY
OIC - Contollership


ATTY. ANNA GRACE I. MARPURI
Department Manager, CSD


LEAH PULIDO OCAMPO
Executive Director

CENTER FOR INTERNATIONAL TRADE EXPOSITIONS AND MISSIONS

STATEMENT OF CASH FLOWS

For the Years Ended December 31, 2025 and 2024

(In Philippine Peso)

	Note	2025	2024
CASH FLOWS FROM OPERATING ACTIVITIES			
Cash Inflows			
Proceeds from Sale of Goods and Services		31,999,231	26,780,953
Collection of Revenue		34,034,316	18,433,639
Receipt of Assistance/Subsidy		244,608,000	194,557,000
Collection of Receivables		1,727,568	4,551,324
Receipt of Inter-Agency Fund Transfers		82,078,905	25,701,814
Trust Receipts		16,281,178	1,647,742
Other Receipts		47,754,838	48,525,389
Total Cash Inflows		458,484,036	320,197,861
Adjustments: Reclassification from Restricted Funds		-	-
Adjusted Cash Inflows		458,484,036	320,197,861
Cash Outflows			
Payment of Expenses		376,108,590	227,698,237
Purchase of Inventories		157,685	257,672
Grant of Cash Advances		17,883,247	10,720,657
Prepayments		4,851,066	21,302,316
Payment of Accounts Payable		20,508,911	16,933,404
Remittance of Personnel Benefit Contributions and Mandatory Deductions		238,834	12,856,695
Release of Intra-Agency Fund Transfers			
Other Disbursements		50,229,007	24,234,121
Total Cash Outflows		469,977,340	314,003,101
Adjustments		-	-
Adjusted Cash Outflows		469,977,340	314,003,101
Net Cash Provided by/(Used in) Operating Activities		(11,493,304)	6,194,760
CASH FLOWS FROM INVESTING ACTIVITIES			
Cash Inflows			
Proceeds from Sale/Disposal of Property, Plant and Equipment		50,000	-
Receipts of Interest Earned		950,389	925,698
Total Cash Inflows		1,000,389	925,698
Adjustments		-	-
Adjusted Cash Inflows		1,000,389	925,698
Cash Outflows			
Purchase/Construction of Property, Plant and Equipment		7,257,994	6,283,214
Purchase of Investments			
Purchase of Bearer Biological Assets			
Purchase of Consumable Biological Assets			
Purchase of Intangible Assets			
Grant of Loans			
Total Cash Outflows		7,257,994	6,283,214
Adjustments: Reclassification to investments		-	-
Adjusted Cash Outflows		7,257,994	6,283,214
Net Cash Provided by/(Used in) Investing Activities		(6,257,605)	(5,357,516)
CASH FLOWS FROM FINANCING ACTIVITIES			
Net Cash Provided by/(Used in) Financing Activities		-	-
Net Increase/(Decrease) in Cash and Cash Equivalents		(17,750,909)	837,244
Effects of Exchange Rate Changes on Cash and Cash Equivalents		1,153,215	(2,160)
Cash and Cash Equivalents, January 1		196,006,012	195,170,929
Cash and Cash Equivalents, December 31	7	179,408,318	196,006,012


WILMA G. DULAY
 OIC - CONTROLLERSHIP


ATTY. ANNA GRACE I. MARPURI
 Department Manager, CSD


LEAH PULIDO OCAMPO
 Executive Director

CENTER FOR INTERNATIONAL TRADE EXPOSITIONS AND MISSIONS
STATEMENT OF CHANGES IN NET ASSETS/EQUITY
For the Years Ended December 31, 2025 and 2024
(In Philippine Peso)




	Government equity Note 28	Revaluation surplus Note 29	Accumulated surplus/(deficit) Note 30	Total
BALANCE AT JANUARY 1, 2023, As Re-stated	41,221,808	5,054,354	546,536,674	592,812,836
Changes in Net Assets/Equity for CY 2023				
Add/(Deduct):				
Surplus (Deficit) for the period			(26,971,471)	(26,971,471)
Interest on Restricted Fund			-	-
BALANCE AT DECEMBER 31, 2023	41,221,808	5,054,354	519,565,203	565,841,365
Changes in Net Assets/Equity for CY 2024				
Add/(Deduct):				
Surplus (Deficit) for the period			1,541,691	1,541,691.00
Interest on Restricted Fund			2,460,019	2,460,019.33
Other Adjustments			(12,112,578)	(12,112,577.63)
BALANCE AT DECEMBER 31, 2024	41,221,808	5,054,354	511,454,335	557,730,497
Changes in Net Assets/Equity for CY 2024				
Add/(Deduct):				
Surplus (Deficit) for the period			885,494	885,494.00
Interest on Restricted Fund			1,240,955	1,240,955.00
Other Adjustments			33,220,934	33,220,934.00
BALANCE AT DECEMBER 31, 2024	41,221,808	5,054,354	546,801,718	593,077,880.46


WILMA G. DULAY
OIC - CONTROLLERSHIP


ATTY. ANNA GRACE I. MARPURI
Department Manager, CSD


LEAH PULIDO OCAMPO
Executive Director

Government Corporation Name	CITEM	Legend:		
Cluster	6	1 - Current Assets	5 - Accumulated Surplus/Equity Accounts	
Region	NCR	2 - Non-Current Assets	0 - Revenue/Income and Expense Accounts	
Year	December 2025	3 - Current Liabilities		
Fund	All Funds	4 - Non-Current Liabilities		
		TOTAL ALL FUNDS		
Account Title	Account Code	Current/Non-Current	Debit	Credit
Cash-Collecting Officers	10101010-00	1	(0)	
Petty Cash	10101020-00	1	49,156	
Cash in Bank-Local Currency, Current Account	10102020-00	1	76,975,468	
Cash in Bank-Foreign Currency, Savings Account	10103030-00	1	100,521,426	
Time Deposits-Local Currency	10105020-00	1	1,862,268	
Investments in Time Deposits-Foreign Currency	10211020-00	1	65,290,259	
Accounts Receivable	10301010-00	1	53,498,322	9,022,609
Accounts Receivable	10301010-00	2	(0)	
Interests Receivable	10301050-00	1	101,277	
Due from National Government Agencies	10303010-00	1	45,930,918	
Due from Government Corporations	10303050-00	1	500,000	
Receivables-Disallowances/Charges	10305010-00	1	115,000	
Due from Officers and Employees	10305020-00	1	108,142	
Other Receivables	10305990-00	1	2,801,350	
Allowance for Impairment-Other Receivables	10305991-00	1		2,740,747
Office Supplies Inventory	10404010-00	1	501,455	
Drugs and Medicines Inventory	10404060-00	1	5,721	
Other Supplies and Materials Inventory	10404990-00	1	198,302	
Buildings	10604010-00	2	30,386,860	
Accumulated Depreciation-Buildings	10604011-00	2		27,348,174
Other Structures	10604990-00	2	3,651,542	
Accumulated Depreciation-Other Structures	10604991-00	2		3,102,121
Office Equipment	10605020-00	2	6,385,429	
Accumulated Depreciation-Office Equipment	10605021-00	2		4,957,673
Information and Communication Technology	10605030-00	2	24,917,132	
Accumulated Depreciation-Information and Communication Technology Equipment	10605031-00	2		16,366,587
Communication Equipment	10605070-00	2	580,800	
Accumulated Depreciation-Communication	10605071-00	2		522,720
Motor Vehicles	10606010-00	2	13,368,992	
Accumulated Depreciation-Motor Vehicles	10606011-00	2		8,875,711
Furniture and Fixtures	10607010-00	2	2,925,575	
Accumulated Depreciation-Furniture and Fixtures	10607011-00	2		1,378,193
Other Property, Plant and Equipment	10698990-00	2	1,432,797	
Accumulated Depreciation-Other Property, Plant and Equipment	10698991-00	2		410,580
Computer Software	10801020-00	2	6,440,829	
Accumulated Amortization-Computer Software	10801021-00	2		894,806
Advances to Special Disbursing Officer	19901030-00	1	150,507	
Advances to Officers and Employees	19901040-00	1	1,616,093	
Prepaid Rent	19902020-00	1	26,534,166	
Prepaid Insurance	19902050-00	1	82,283	
Creditable Input Tax	19902070-00	1	12,834,092	
Other Prepayments	19902990-00	1	527,972	
Guaranty Deposits	19903020-00	1	4,817,756	
Restricted Fund	19904010-00	2	305,813,902	
Accounts Payable	20101010-00	3		37,806,942
Due to Officers and Employees	20101020-00	3		12,177,395
Due to BIR	20201010-00	3		1,409,046
Due to GSIS	20201020-00	3		220,877
Due to Pag-IBIG	20201030-00	3		(925)
Due to PhilHealth	20201040-00	3		22,199
Due to NGAs	20201050-00	3		10,139,337
Due to Government Corporations	20201060-00	3		580,192
Trust Liabilities	20401010-00	3		2,435,162
Guaranty/Security Deposits Payable	20401040-00	3		1,371,917
Output Tax	20501030-00	3		0

Government Corporation Name	CITEM	Legend:		
Cluster	6	1 - Current Assets	5 - Accumulated Surplus/Equity Accounts	
Region	NCR	2 - Non-Current Assets	0 - Revenue/Income and Expense Accounts	
Year	December 2025	3 - Current Liabilities		
Fund	All Funds	4 - Non-Current Liabilities		
			TOTAL ALL FUNDS	
Account Title	Account Code	Current/Non-Current	Debit	Credit
Other Unearned Revenue/Income	20502990-00	3		2,801,934
Other Provisions	20601990-00	3		1,897,176
Other Provisions	20601990-00	4		24,727,904
Undistributed Collections	29999040-00	3		25,298,452
Other Payables	29999990-00	3		1,340,382
Other Payables	29999990-00	4		0
Accumulated Surplus/(Deficit)	30101010-00	5		546,801,718
Government Equity	30101020-00	5		46,276,162
Total			790,925,790	790,925,790
<p>I HEREBY CERTIFY THAT THIS TRIAL BALANCE CONSISTING OF THREE (3) PAGES IS A TRUE AND COMPLETE SUMMARY OF TOTAL BALANCES OF ACCOUNTS AS SHOWN IN THE LEDGER.</p>				
Certified Correct:	Recommending Approval:	Approved by:		
				
WILMA G. DULAY OIC - Controllership	ATTY. ANNA GRACE I. MARPURI Department Manager - CSD	LEAH PULIDO OCAMPO Executive Director		