

**QUARTERLY PHYSICAL REPORT OF OPERATION FY 2024**  
As of 31 December 2024 (PRELIM)

Department: Budgetary Support to Government Corporations  
Agency: Center for International Trade Expositions and Missions  
Operating Unit: N/A  
Organization Code (UACS): 350430000000

x	Current Year Appropriations
	Supplemental Appropriations
	Continuing Appropriations
	Off-Budget Account

Particulars	UACS CODE	Physical Targets					Physical Accomplishments					Variance as of December 31, 2024	Remarks
		1st Quarter	2nd Quarter	3rd Quarter	4th Quarter	Total	1st Quarter	2nd Quarter	3rd Quarter	4th Quarter	Total		
1	2	3	4	5	6	7=(3+4+5+6)	8	9	10	11	12=(8+9+10+11)	13	14
EXPORT/TRADE PROMOTION PROGRAM	310100000000												
Organizational Outcome (OO) : Increased Trade Promotion Activities													
<b>Outcome Indicators</b>													
1. Percentage increase in number of companies participating in Export Promotion activities						20% increase from 2023 target of 718 companies	N/A	N/A	N/A	165% increase from 2023 target of 718 companies	165%	145%	FY2024 Target: 20% increase from 2023 target (or 862 companies) FY2024 Actual accomplishment: 1,904 companies participated in 2024 Export promotion activities Percentage increase: 165%  The total number of companies participated in Export Promotion Activities as of end December 2024 equivalent to 1,904 companies is a 165% increase from 2023 target of 718 companies.
2. Percentage of returning companies in Signature Events						47%	N/A	58%	N/A	56%	57%	10%	Total Returning companies in 2024 Signature Events: 482 Total No. of companies in 2024 Signature Events: 844 Percentage Returning companies: 57%  CITEM's regular Signature Events with exhibition component were held in May (IFEX Philippines Physical Event) and October (Manila FAME Physical Event). For IFEX Philippines, 58% (290) were Returning Exhibitors while 42% (211) were new participants. The Manila FAME, on the other hand had 56% (192) returning exhibitors and 44% (151) new participants. This resulted to an average of 57% returning exhibitors in 2024 Signature Events (482 returning out of total 844 exhibitors), representing a 10% percentage point difference over target.

Particulars	UACS CODE	Physical Targets					Physical Accomplishments					Variance as of December 31, 2024	Remarks
		1st Quarter	2nd Quarter	3rd Quarter	4th Quarter	Total	1st Quarter	2nd Quarter	3rd Quarter	4th Quarter	Total		
1	2	3	4	5	6	7=(3+4+5+6)	8	9	10	11	12=(8+9+10+11)	13	14
3. Percentage increase in the amount of potential export orders						20% increase from 2023 target of US\$66.49M Total export orders	114% increase over the 2023 target of US\$66.49M Total export orders	253% increase over the 2023 target of US\$66.49M Total export orders	345% increase from 2023 target of US\$66.49M Total export orders	1,850% increase from 2023 target of US\$66.49M Total export orders	1850%	1830%	'FY2024 Target: 20% increase from 2023 target (or US\$79.788 Million Total export orders) FY2024 Actual accomplishment: USD 1.296 Billion in booked export sales Percentage Increase: 1,850%  'The total booked export orders as of end December 2024 is 1,850% increase from 2023 target of US\$66.49 Million.
<b>Output Indicators</b>													
1. Total export orders (In Million US\$)						79.788	142.250	92.243	61.424	1,000.445	1,296.362	1,216.574	'FY2024 Target: <b>US\$79.788 Million Total export orders</b> FY2024 Actual accomplishment: <b>USD 1.296 Billion in booked export sales</b> Percent Accomplishment: 1,624%  CITEM exhibitor-companies generated a total of <b>US\$1.000 Billion in export sales for 4th quarter 2024</b> , which is 1,254% of the total target export sales for the year. This figure came from the following projects: 1) Philippine participation in the following overseas trade fairs: SIAL (Oct 2024 / Paris, France) and China International Import Expo (Nov2024 / Shanghai, China), 2) CITEM-organized International Signature Event for Home Fashion Lifestyle (HFL) sector, the Manila FAME in October. This brings the total booked export sales reported to US\$1.296 Billion for FY2024 which is 1,624% over the target for the year of US\$79.788M. Export Sales refers to the amount of Potential Export Orders as reported by CITEM Exhibitor-companies that participated in the mentioned CITEM-organized Export Promotion Projects and includes: 1) Booked Sales; 2) Sales Under Negotiation.  Booked Export Sales generated for CITEM Exhibitors from January-December 2024 were derived from the following Projects: 1) Participation in Overseas Trade Fairs: Maison&Objet (Paris, France), Ambiente (Frankfurt, Germany), Gulfood (Dubai, UAE), HKTDC Food Expo Pro (Hong Kong SAR), Centrestage HK (HK SAR), Tokyo International Gift Show and FINOPINAS (Tokyo, Japan), Malaysia International Halal Showcase (Kuala Lumpur, Malaysia), China ASEAN Expo (Nanning, Guangxi, China), SIAL (Paris, France), China International Import Expo (Shanghai, China), APTEXPO 2024 (Singapore); and 2) CITEM-organized International Signature Events in Manila - IFEX Philippines and Manila FAME.

Particulars	UACS CODE	Physical Targets					Physical Accomplishments					Variance as of December 31, 2024	Remarks
		1st Quarter	2nd Quarter	3rd Quarter	4th Quarter	Total	1st Quarter	2nd Quarter	3rd Quarter	4th Quarter	Total		
1	2	3	4	5	6	7=(3+4+5+6)	8	9	10	11	12=(8+9+10+11)	13	14
2. Number of companies participating in Export Promotion Activities						862	82	503	84	1235	1,904	1,042	<p>'FY2024 Target: 862 companies participated in 2024 Export promotion activities FY2024 Actual accomplishment: 1,904 companies Percent Accomplishment: 221%</p> <p>CITEM assisted 1,235 companies (exhibitors) for 4th quarter 2024 which contributed 65% to the accumulated YTD 1,904 companies assisted recorded as of end-December 2024. This 4th quarter figure came from the following: 1) Philippine participation in the following overseas trade fairs: SIAL (Oct 2024 / Paris, France), China International Import Expo (Nov2024 / Shanghai, China), APTEXPO 2024 (Nov2024 / Singapore), 2) CITEM-organized International Signature Event for Home Fashion Lifestyle (HFL) sector, the Manila FAME in October, and 3) Onboarded exhibitors in CITEM's Digital Promotion platforms: IFEXConnect for food sector and FAME+ for HFL.</p> <p>The total of 1,904 exhibitors/companies assisted for FY 2024 represents 221% over the target of 862 exhibitor-companies for the year. The figure came from the following projects: 1) Participation in Overseas Trade Fairs: Maison&amp;Objet (Paris, France), Ambiente (Frankfurt, Germany), Gulfood (Dubai, UAE), HK Home InStyle (Hong Kong SAR), Megashow Bangkok (Bangkok, Thailand), HKTDC Food Expo Pro (Hong Kong SAR), Centrestage HK (HK SAR), Tokyo International Gift Show and FINOPINAS (Tokyo, Japan), Malaysia International Halal Showcase (Kuala Lumpur, Malaysia), China ASEAN Expo (Nanning, Guangxi, China), SIAL (Paris, France), China International Import Expo (Shanghai, China), APTEXPO 2024 (Singapore); 2) CITEM-organized International Signature Events in Manila - IFEX Philippines and Manila FAME, and 3) Implementation of CITEM's Digital Promotion Platforms, the IFEXConnect and FAME+.</p>

Particulars	UACS CODE	Physical Targets					Physical Accomplishments					Variance as of December 31, 2024	Remarks
		1st Quarter	2nd Quarter	3rd Quarter	4th Quarter	Total	1st Quarter	2nd Quarter	3rd Quarter	4th Quarter	Total		
1	2	3	4	5	6	7=(3+4+5+6)	8	9	10	11	12=(8+9+10+11)	13	14
3. Number of Trade Inquiries in Export Promotion Events						6,829	4,297	23,866	1,262	9264	38,689	31,860	<p>FY2024 Target: <b>6,829 trade inquiries</b> in 2024 Export promotion events  FY2024 Actual accomplishment: <b>38,689 trade inquiries</b>  Percent Accomplishment: <b>566%</b></p> <p>CITEM generated <b>9,264 trade inquiries</b> for 4th quarter 2024 which accounts for 136% of the target trade inquiries for the year. These trade inquiries came from the following projects: 1) Philippine participation in the following overseas trade fairs: SIAL (Oct 2024 / Paris, France), China International Import Expo (Nov2024 / Shanghai, China), APTEXPO 2024 (Nov2024 / Singapore), and, 2) CITEM-organized International Signature Event for Home Fashion Lifestyle (HFL) sector, the Manila FAME in October.</p> <p>A total of <b>38,689</b> inquiries were garnered for FY 2024 representing 566% over the target of 6,829 for the year. The figure came from the following FY 2024 projects: 1) Participation in Overseas Trade Fairs: Maison&amp;Objet (Paris, France), Ambiente (Frankfurt, Germany), Gulfood (Dubai, UAE), HK Home InStyle (Hong Kong SAR), Megashow Bangkok (Bangkok, Thailand), HKTDC Food Expo Pro (Hong Kong SAR), Centrestage HK (HK SAR), Tokyo International Gift Show and FINOPINAS (Tokyo, Japan), Malaysia International Halal Showcase (Kuala Lumpur, Malaysia), China ASEAN Expo (Nanning, Guangxi, China), SIAL (Paris, France), China International Import Expo (Shanghai, China), APTEXPO 2024 (Singapore); and 2) CITEM-organized International Signature Events in Manila - IFEX Philippines and Manila FAME.</p>

Particulars	UACS CODE	Physical Targets					Physical Accomplishments					Variance as of December 31, 2024	Remarks
		1st Quarter	2nd Quarter	3rd Quarter	4th Quarter	Total	1st Quarter	2nd Quarter	3rd Quarter	4th Quarter	Total		
1	2	3	4	5	6	7=(3+4+5+6)	8	9	10	11	12=(8+9+10+11)	13	14
4. Number of Trade Buyers attending Export Promotion Events						3,221	1,730	1,141	504	2649	6,024	2,803	<p>FY2024 Target: 3,221 trade buyers attending export promotion events in 2024  FY2024 Actual accomplishment: 6,024 trade buyers  Percent Accomplishment: 187%</p> <p>A total of 2,649 trade buyers have registered for 4th quarter of 2024 which is 82% of the target trade buyers for the year. This figure was based on registered unique trade buyers count from the following: 1) Philippine participation in the following overseas trade fairs: SIAL (Oct 2024 / Paris, France), China International Import Expo (Nov2024 / Shanghai, China), APTEXPO 2024 (Nov2024 / Singapore), and, 2) CITEM-organized International Signature Event for Home Fashion Lifestyle (HFL) sector, the Manila FAME in October.</p> <p>As of end-December 2024, total number of Trade Buyers who attended CITEM export promotion events amounted to 6,024 representing 187% over the target of 3,221 for the year. The figure came from the following FY 2024 projects: 1) Participation in Overseas Trade Fairs: Maison&amp;Objet (Paris, France), Ambiente (Frankfurt, Germany), Gulfood (Dubai, UAE), HK Home InStyle (Hong Kong SAR), Megashow Bangkok (Bangkok, Thailand), HKTDC Food Expo Pro (Hong Kong SAR), Centrestage HK (HK SAR), Tokyo International Gift Show and FINOPINAS (Tokyo, Japan), Malaysia International Halal Showcase (Kuala Lumpur, Malaysia), China ASEAN Expo (Nanning, Guangxi, China), SIAL (Paris, France), China International Import Expo (Shanghai, China), APTEXPO 2024 (Singapore); and 2) CITEM-organized International Signature Events in Manila - IFEX Philippines and Manila FAME.</p>

Prepared by:  
  
**Atty. Eya Marie Mariquina**  
OIC, Corporate Planning Division

Recommending Approval:  
  
**Ma. Lourdes D. Mediran**  
Deputy Executive Director

Approved by:  
  
**Leah Pulido Ocampo**  
Executive Director

STATEMENT OF APPROPRIATIONS, ALLOTMENTS, OBLIGATIONS, DISBURSEMENTS AND BALANCES  
As at the Quarter Ending December 31, 2024

FAR No. 1

Department : Budgetary Support to Government Corporations (BSGC)  
 Agency/Entity : Center for International Trade Expositions and Missions  
 Operating Unit : < not applicable >  
 Organization Code : 35 043 000000  
 Fund Cluster : 01 - Regular Agency Fund  
 (e.g. UACS Fund Cluster: 01-Regular Agency Fund, 02-Foreign Assisted Projects Fund, 03-Special Account-Locally Funded/Domestic Grants Fund, and 04-Special Account-Foreign Assisted/Foreign Grants Fund)

X	Current Year Appropriations
	Supplemental Appropriations
	Continuing Appropriations

Particulars	UACS CODE	Appropriations			Allotments			Current Year Obligations					Current Year Disbursements					Balances					
		Authorized Appropriations	Adjustments (Transfer To/From, Modified)	Adjusted Appropriations	Allotments Received	Adjustments (Reductions, Modified)	Transfer To	Transfer From	Adjusted Allotments	1st Quarter Ending March 31	2nd Quarter Ending June 30	3rd Quarter Ending September 30	4th Quarter Ending December 31	Total	1st Quarter Ending March 31	2nd Quarter Ending June 30	3rd Quarter Ending September 30	4th Quarter Ending December 31	Total	Unreleased Appropriations	Unobligated Allotments	Unpaid Obligations Due and Demandable	Not Yet Due and
1	2	3	4	5=(3+4)	6	7	8	9	10=[(6+(-)7)-8+9]	11	12	13	14	15=[(11+12+13+14)]	16	17	18	19	20=(16+17+18+19)	21	22	23	24
<b>I. Agency Specific Budget</b>		195,557,000.00	0.00	195,557,000.00	195,557,000.00	0.00	0.00	0.00	195,557,000.00	40,669,393.15	65,491,403.74	36,063,180.44	53,333,022.67	195,557,000.00	22,201,858.48	38,893,232.40	55,291,751.76	62,583,412.20	178,970,254.82	0.00	0.00	16,586,745.18	0.00
General Administration and Support	1000000 0000000 0	34,147,000.00	0.00	34,147,000.00	34,147,000.00	0.00	0.00	0.00	34,147,000.00	4,732,997.83	4,820,943.68	7,735,915.93	16,857,142.58	34,147,000.00	2,883,617.72	3,597,849.29	7,966,653.59	14,743,606.29	29,191,528.89	0.00	0.00	4,955,473.11	0.00
General Management and Supervision	1000001 0000100 0	34,147,000.00	0.00	34,147,000.00	34,147,000.00	0.00	0.00	0.00	34,147,000.00	4,732,997.83	4,820,943.68	7,735,915.93	16,857,142.58	34,147,000.00	2,883,617.72	3,597,849.29	7,966,653.59	14,743,606.29	29,191,528.89	0.00	0.00	4,955,473.11	0.00
MOOE		34,147,000.00	0.00	34,147,000.00	34,147,000.00	0.00	0.00	0.00	34,147,000.00	4,732,997.83	4,820,943.68	7,735,915.93	16,857,142.58	34,147,000.00	2,883,617.72	3,597,849.29	7,966,653.59	14,743,606.29	29,191,528.89	0.00	0.00	4,955,473.11	0.00
Sub-Total, General		34,147,000.00	0.00	34,147,000.00	34,147,000.00	0.00	0.00	0.00	34,147,000.00	4,732,997.83	4,820,943.68	7,735,915.93	16,857,142.58	34,147,000.00	2,883,617.72	3,597,849.29	7,966,653.59	14,743,606.29	29,191,528.89	0.00	0.00	4,955,473.11	0.00
PS		0.00	0.00	0.00	0.00	0.00	0.00	0.00	0.00	0.00	0.00	0.00	0.00	0.00	0.00	0.00	0.00	0.00	0.00	0.00	0.00	0.00	0.00
MOOE		34,147,000.00	0.00	34,147,000.00	34,147,000.00	0.00	0.00	0.00	34,147,000.00	4,732,997.83	4,820,943.68	7,735,915.93	16,857,142.58	34,147,000.00	2,883,617.72	3,597,849.29	7,966,653.59	14,743,606.29	29,191,528.89	0.00	0.00	4,955,473.11	0.00
FinEx (if Applicable)		0.00	0.00	0.00	0.00	0.00	0.00	0.00	0.00	0.00	0.00	0.00	0.00	0.00	0.00	0.00	0.00	0.00	0.00	0.00	0.00	0.00	0.00
CO		0.00	0.00	0.00	0.00	0.00	0.00	0.00	0.00	0.00	0.00	0.00	0.00	0.00	0.00	0.00	0.00	0.00	0.00	0.00	0.00	0.00	0.00
Support to Operations	2000000 0000000 0	26,326,000.00	0.00	26,326,000.00	26,326,000.00	0.00	0.00	0.00	26,326,000.00	10,876,015.07	5,913,014.88	6,277,119.30	3,259,850.75	26,326,000.00	4,516,175.03	6,188,847.80	6,164,717.79	4,001,433.98	20,871,174.58	0.00	0.00	5,454,825.42	0.00
Institutional promotion and information services management	2000001 0000100 0	26,326,000.00	0.00	26,326,000.00	26,326,000.00	0.00	0.00	0.00	26,326,000.00	10,876,015.07	5,913,014.88	6,277,119.30	3,259,850.75	26,326,000.00	4,516,175.03	6,188,847.80	6,164,717.79	4,001,433.98	20,871,174.58	0.00	0.00	5,454,825.42	0.00
MOOE		26,326,000.00	0.00	26,326,000.00	26,326,000.00	0.00	0.00	0.00	26,326,000.00	10,876,015.07	5,913,014.88	6,277,119.30	3,259,850.75	26,326,000.00	4,516,175.03	6,188,847.80	6,164,717.79	4,001,433.98	20,871,174.58	0.00	0.00	5,454,825.42	0.00
Sub-Total, Support to		26,326,000.00	0.00	26,326,000.00	26,326,000.00	0.00	0.00	0.00	26,326,000.00	10,876,015.07	5,913,014.88	6,277,119.30	3,259,850.75	26,326,000.00	4,516,175.03	6,188,847.80	6,164,717.79	4,001,433.98	20,871,174.58	0.00	0.00	5,454,825.42	0.00
PS		0.00	0.00	0.00	0.00	0.00	0.00	0.00	0.00	0.00	0.00	0.00	0.00	0.00	0.00	0.00	0.00	0.00	0.00	0.00	0.00	0.00	0.00
MOOE		26,326,000.00	0.00	26,326,000.00	26,326,000.00	0.00	0.00	0.00	26,326,000.00	10,876,015.07	5,913,014.88	6,277,119.30	3,259,850.75	26,326,000.00	4,516,175.03	6,188,847.80	6,164,717.79	4,001,433.98	20,871,174.58	0.00	0.00	5,454,825.42	0.00
FinEx (if Applicable)		0.00	0.00	0.00	0.00	0.00	0.00	0.00	0.00	0.00	0.00	0.00	0.00	0.00	0.00	0.00	0.00	0.00	0.00	0.00	0.00	0.00	0.00
CO		0.00	0.00	0.00	0.00	0.00	0.00	0.00	0.00	0.00	0.00	0.00	0.00	0.00	0.00	0.00	0.00	0.00	0.00	0.00	0.00	0.00	0.00
Operations	3000000 0000000 0	135,084,000.00	0.00	135,084,000.00	135,084,000.00	0.00	0.00	0.00	135,084,000.00	25,060,380.25	54,757,445.20	22,050,145.21	33,216,029.34	135,084,000.00	14,802,065.71	29,106,735.31	41,160,380.38	43,838,371.95	128,907,553.35	0.00	0.00	6,176,446.65	0.00
OO : Increased Trade EXPORT/TRADE		135,084,000.00	0.00	135,084,000.00	135,084,000.00	0.00	0.00	0.00	135,084,000.00	25,060,380.25	54,757,445.20	22,050,145.21	33,216,029.34	135,084,000.00	14,802,065.71	29,106,735.31	41,160,380.38	43,838,371.95	128,907,553.35	0.00	0.00	6,176,446.65	0.00
Signature Events	3101001 0000100 0	135,084,000.00	0.00	135,084,000.00	135,084,000.00	0.00	0.00	0.00	135,084,000.00	25,060,380.25	54,757,445.20	22,050,145.21	33,216,029.34	135,084,000.00	14,802,065.71	29,106,735.31	41,160,380.38	43,838,371.95	128,907,553.35	0.00	0.00	6,176,446.65	0.00
MOOE		135,084,000.00	0.00	135,084,000.00	135,084,000.00	0.00	0.00	0.00	135,084,000.00	25,060,380.25	54,757,445.20	22,050,145.21	33,216,029.34	135,084,000.00	14,802,065.71	29,106,735.31	41,160,380.38	43,838,371.95	128,907,553.35	0.00	0.00	6,176,446.65	0.00
Sub-Total, Operations		135,084,000.00	0.00	135,084,000.00	135,084,000.00	0.00	0.00	0.00	135,084,000.00	25,060,380.25	54,757,445.20	22,050,145.21	33,216,029.34	135,084,000.00	14,802,065.71	29,106,735.31	41,160,380.38	43,838,371.95	128,907,553.35	0.00	0.00	6,176,446.65	0.00
PS		0.00	0.00	0.00	0.00	0.00	0.00	0.00	0.00	0.00	0.00	0.00	0.00	0.00	0.00	0.00	0.00	0.00	0.00	0.00	0.00	0.00	0.00
MOOE		135,084,000.00	0.00	135,084,000.00	135,084,000.00	0.00	0.00	0.00	135,084,000.00	25,060,380.25	54,757,445.20	22,050,145.21	33,216,029.34	135,084,000.00	14,802,065.71	29,106,735.31	41,160,380.38	43,838,371.95	128,907,553.35	0.00	0.00	6,176,446.65	0.00
FinEx (if Applicable)		0.00	0.00	0.00	0.00	0.00	0.00	0.00	0.00	0.00	0.00	0.00	0.00	0.00	0.00	0.00	0.00	0.00	0.00	0.00	0.00	0.00	0.00
CO		0.00	0.00	0.00	0.00	0.00	0.00	0.00	0.00	0.00	0.00	0.00	0.00	0.00	0.00	0.00	0.00	0.00	0.00	0.00	0.00	0.00	0.00

STATEMENT OF APPROPRIATIONS, ALLOTMENTS, OBLIGATIONS, DISBURSEMENTS AND BALANCES  
As at the Quarter Ending December 31, 2024

Department : Budgetary Support to Government Corporations (BSGC)  
 Agency/Entity : Center for International Trade Expositions and Missions  
 Operating Unit : < not applicable >  
 Organization Code : 35 043 000000  
 Fund Cluster : 01 - Regular Agency Fund  
 (e.g. UACS Fund Cluster: 01-Regular Agency Fund, 02-Foreign Assisted Projects Fund, 03-Special Account-Locally Funded/Domestic Grants Fund, and 04-Special Account-Foreign Assisted/Foreign Grants Fund)

X	Current Year Appropriations
	Supplemental Appropriations
	Continuing Appropriations

Particulars	UACS CODE	Appropriations			Allotments			Current Year Obligations					Current Year Disbursements				Balances						
		Authorized Appropriations	Adjustments (Transfer To/From, Modification)	Adjusted Appropriations	Allotments Received	Adjustments (Reductions, Modification)	Transfer To	Transfer From	Adjusted Allotments	1st Quarter Ending March 31	2nd Quarter Ending June 30	3rd Quarter Ending September 30	4th Quarter Ending December 31	Total	1st Quarter Ending March 31	2nd Quarter Ending June 30	3rd Quarter Ending September 30	4th Quarter Ending December 31	Total	Unreleased Appropriations	Unobligated Allotments	Unpaid Obligations Due and Demandable	Not Yet Due and
1	2	3	4	5=(3+4)	6	7	8	9	10=[(6+(-)7)-8+9]	11	12	13	14	15=(11+12+13+14)	16	17	18	19	20=(16+17+18+19)	21	22	23	24
Sub-Total, I. Agency		195,557,000.00	0.00	195,557,000.00	195,557,000.00	0.00	0.00	0.00	195,557,000.00	40,689,393.15	65,491,403.74	36,063,180.44	53,333,022.67	195,557,000.00	22,201,858.46	38,893,232.40	55,291,751.76	62,583,412.20	178,970,254.82	0.00	0.00	16,586,745.18	0.00
PS		0.00	0.00	0.00	0.00	0.00	0.00	0.00	0.00	0.00	0.00	0.00	0.00	0.00	0.00	0.00	0.00	0.00	0.00	0.00	0.00	0.00	0.00
MOOE		195,557,000.00	0.00	195,557,000.00	195,557,000.00	0.00	0.00	0.00	195,557,000.00	40,689,393.15	65,491,403.74	36,063,180.44	53,333,022.67	195,557,000.00	22,201,858.46	38,893,232.40	55,291,751.76	62,583,412.20	178,970,254.82	0.00	0.00	16,586,745.18	0.00
FinEx (if Applicable)		0.00	0.00	0.00	0.00	0.00	0.00	0.00	0.00	0.00	0.00	0.00	0.00	0.00	0.00	0.00	0.00	0.00	0.00	0.00	0.00	0.00	0.00
CO		0.00	0.00	0.00	0.00	0.00	0.00	0.00	0.00	0.00	0.00	0.00	0.00	0.00	0.00	0.00	0.00	0.00	0.00	0.00	0.00	0.00	0.00
IV. Reversion of the		0.00	0.00	0.00	0.00	0.00	0.00	0.00	0.00	0.00	0.00	0.00	0.00	0.00	0.00	0.00	0.00	0.00	0.00	0.00	0.00	0.00	0.00
GRAND TOTAL		195,557,000.00	0.00	195,557,000.00	195,557,000.00	0.00	0.00	0.00	195,557,000.00	40,689,393.15	65,491,403.74	36,063,180.44	53,333,022.67	195,557,000.00	22,201,858.46	38,893,232.40	55,291,751.76	62,583,412.20	178,970,254.82	0.00	0.00	16,586,745.18	0.00
MOOE		195,557,000.00	0.00	195,557,000.00	195,557,000.00	0.00	0.00	0.00	195,557,000.00	40,689,393.15	65,491,403.74	36,063,180.44	53,333,022.67	195,557,000.00	22,201,858.46	38,893,232.40	55,291,751.76	62,583,412.20	178,970,254.82	0.00	0.00	16,586,745.18	0.00
Recapitulation by OO:																							
EXPORT/TRADE		135,084,000.00	0.00	135,084,000.00	135,084,000.00	0.00	0.00	0.00	135,084,000.00	25,060,380.25	54,757,445.20	22,050,145.21	33,216,029.34	135,084,000.00	14,802,065.71	29,106,735.31	41,160,380.38	43,836,371.95	128,907,553.35	0.00	0.00	6,176,446.65	0.00

Certified Correct  
  
 WILMA G. DULAY  
 Chief, Budget & Cash

Date

Recommending Approval By:  
  
 MA. LOURDES D. MEDIRAN  
 Deputy Executive Director

Date

Approved By:  
  
 LEAH M. OCAMPO  
 Executive Director

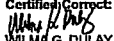
Date

**SUMMARY OF APPROPRIATIONS, ALLOTMENTS, OBLIGATIONS, DISBURSEMENTS AND BALANCES BY OBJECT OF EXPENDITURES**  
As at the Quarter Ending December 31, 2024

Department : Budgetary Support to Government Corporations (BSGC)  
 Agency/Entity : Center for International Trade Expositions and Missions  
 Operating Unit : < not applicable >  
 Organization : 35 043 0000000  
 Fund Cluster : 01 - Regular Agency Fund  
 (e.g. UACS Fund Cluster: 01-Regular Agency Fund, 02-Foreign Assisted Projects Fund, 03-Special Account-Locally Funded/Domestic Grants Fund, and 04-Special Account-Foreign Assisted/Foreign Grants Fund)

X	Current Year Appropriations
	Supplemental Appropriations
	Continuing Appropriations

Particulars	UACS CODE	Appropriations			Allotments			Obligations					Disbursements				Balances						
		Authorized Appropriations	Adjustments (Transfer To/From, Modification)	Adjusted Appropriations	Allotments Received	Adjustments (Reductions, Modification)	Transfer To	Transfer From	Adjusted Allotments	1st Quarter Ending March 31	2nd Quarter Ending June 30	3rd Quarter Ending September 30	4th Quarter Ending December 31	Total	1st Quarter Ending March 31	2nd Quarter Ending June 30	3rd Quarter Ending September 30	4th Quarter Ending December 31	Total	Unreleased Appropriations	Unobligated Allotments	Unpaid Obligations Due and Demandable	Unpaid Obligations Due and Demandable
1	2	3	4	5=(3+4)	6	7	8	9	10=[(6+(-)7)-8+9]	11	12	13	14	15=(11+12+13+14)	16	17	18	19	20=(16+17+18+19)	21=(5-10)	22=(10-15)	23	24
<b>SUMMARY</b>		195,557,000.00	0.00	195,557,000.00	195,557,000.00	0.00	0.00	0.00	195,557,000.00	40,669,393.15	65,491,403.74	36,063,180.44	63,333,022.67	195,557,000.00	22,201,858.46	38,893,232.40	55,291,751.76	62,583,412.20	178,970,254.82	0.00	0.00	16,586,745.18	0.00
<b>A. AGENCY SPECIFIC</b>		195,557,000.00	0.00	195,557,000.00	195,557,000.00	0.00	0.00	0.00	195,557,000.00	40,669,393.15	65,491,403.74	36,063,180.44	63,333,022.67	195,557,000.00	22,201,858.46	38,893,232.40	55,291,751.76	62,583,412.20	178,970,254.82	0.00	0.00	16,586,745.18	0.00
Maintenance and Other		195,557,000.00	0.00	195,557,000.00	195,557,000.00	0.00	0.00	0.00	195,557,000.00	40,669,393.15	65,491,403.74	36,063,180.44	63,333,022.67	195,557,000.00	22,201,858.46	38,893,232.40	55,291,751.76	62,583,412.20	178,970,254.82	0.00	0.00	16,586,745.18	0.00
Financial		195,557,000.00	0.00	195,557,000.00	195,557,000.00	0.00	0.00	0.00	195,557,000.00	40,669,393.15	65,491,403.74	36,063,180.44	63,333,022.67	195,557,000.00	22,201,858.46	38,893,232.40	55,291,751.76	62,583,412.20	178,970,254.82	0.00	0.00	16,586,745.18	0.00
Budgetary Support to Government-Owned and/or	5021404000	195,557,000.00	0.00	195,557,000.00	195,557,000.00	0.00	0.00	0.00	195,557,000.00	40,669,393.15	65,491,403.74	36,063,180.44	63,333,022.67	195,557,000.00	22,201,858.46	38,893,232.40	55,291,751.76	62,583,412.20	178,970,254.82	0.00	0.00	16,586,745.18	0.00
Subsidy Support to Operations of GOCCs	5021404001	195,557,000.00	0.00	195,557,000.00	195,557,000.00	0.00	0.00	0.00	195,557,000.00	40,669,393.15	65,491,403.74	36,063,180.44	63,333,022.67	195,557,000.00	22,201,858.46	38,893,232.40	55,291,751.76	62,583,412.20	178,970,254.82	0.00	0.00	16,586,745.18	0.00
<b>GRAND TOTAL</b>		195,557,000.00	0.00	195,557,000.00	195,557,000.00	0.00	0.00	0.00	195,557,000.00	40,669,393.15	65,491,403.74	36,063,180.44	63,333,022.67	195,557,000.00	22,201,858.46	38,893,232.40	55,291,751.76	62,583,412.20	178,970,254.82	0.00	0.00	16,586,745.18	0.00

Certified/Correct:  
  
 WILMA G. DULAY  
 Chief, Budget & Cash

Dab

Recommending Approval By:  
  
 MA. LOURDES D. MEDIRAN  
 Deputy Executive Director

Dab

Approved By:  
  
 LEAH PUJOS  
 Executive Director

Dab

**MONTHLY REPORT OF DISBURSEMENTS**  
For the month of October 2024

Department : Budgetary Support to Government Corporations (BSGC)  
 Agency/Entity : Center for International Trade Expositions and Missions  
 Operating Unit : < not applicable >  
 Organization Code (UACS) : 35 043 0000000  
 Fund Cluster : 01 - Regular Agency Fund

Particulars	Current Year Budget					Prior Year's Budget			Grand Total				Remarks	
	PS	MOOE	FinEx	CO	TOTAL	Prior Year's Accounts Payable		SUB-TOTAL	MOOE	FinEx	CO	TOTAL		
	1	2	3	4	5	6=(2+3+4+5)	7	8	18=(6+17)	24	25	26		27=(23+24+25+26)
CASH DISBURSEMENTS	0.00	10,929,838.05	16,066.06	0.00	0.00	10,945,904.11	0.00	0.00	10,945,904.11	10,929,838.05	16,066.06	0.00	10,945,904.11	
Notice of Cash Allocation (NCA)	0.00	10,929,838.05	16,066.06	0.00	0.00	10,945,904.11	0.00	0.00	10,945,904.11	10,929,838.05	16,066.06	0.00	10,945,904.11	
MDS Checks Issued	0.00	5,071,185.23	0.00	0.00	0.00	5,071,185.23	0.00	0.00	5,071,185.23	5,071,185.23	0.00	0.00	5,071,185.23	
Advice to Debit Account	0.00	5,858,652.82	16,066.06	0.00	0.00	5,874,718.88	0.00	0.00	5,874,718.88	5,858,652.82	16,066.06	0.00	5,874,718.88	
Notice of Transfer Allocations (NTA)	0.00	0.00	0.00	0.00	0.00	0.00	0.00	0.00	0.00	0.00	0.00	0.00	0.00	
MDS Checks Issued	0.00	0.00	0.00	0.00	0.00	0.00	0.00	0.00	0.00	0.00	0.00	0.00	0.00	
Advice to Debit Account	0.00	0.00	0.00	0.00	0.00	0.00	0.00	0.00	0.00	0.00	0.00	0.00	0.00	
Working Fund for FAPs	0.00	0.00	0.00	0.00	0.00	0.00	0.00	0.00	0.00	0.00	0.00	0.00	0.00	
Cash Disbursement Ceiling (CDC)	0.00	0.00	0.00	0.00	0.00	0.00	0.00	0.00	0.00	0.00	0.00	0.00	0.00	
<b>TOTAL CASH DISBURSEMENTS</b>	<b>0.00</b>	<b>10,929,838.05</b>	<b>16,066.06</b>	<b>0.00</b>	<b>0.00</b>	<b>10,945,904.11</b>	<b>0.00</b>	<b>0.00</b>	<b>10,945,904.11</b>	<b>10,929,838.05</b>	<b>16,066.06</b>	<b>0.00</b>	<b>10,945,904.11</b>	
NON-CASH DISBURSEMENTS	0.00	0.00	0.00	0.00	0.00	0.00	0.00	0.00	0.00	0.00	0.00	0.00	0.00	
Tax Remittance Advices Issued (TRA)	0.00	0.00	0.00	0.00	0.00	0.00	0.00	0.00	0.00	0.00	0.00	0.00	0.00	
Non-Cash Availment Authority (NCAA)	0.00	0.00	0.00	0.00	0.00	0.00	0.00	0.00	0.00	0.00	0.00	0.00	0.00	
<b>TOTAL NON-CASH DISBURSEMENTS</b>	<b>0.00</b>	<b>0.00</b>	<b>0.00</b>	<b>0.00</b>	<b>0.00</b>	<b>0.00</b>	<b>0.00</b>	<b>0.00</b>	<b>0.00</b>	<b>0.00</b>	<b>0.00</b>	<b>0.00</b>	<b>0.00</b>	
<b>GRAND TOTAL</b>	<b>0.00</b>	<b>10,929,838.05</b>	<b>16,066.06</b>	<b>0.00</b>	<b>0.00</b>	<b>10,945,904.11</b>	<b>0.00</b>	<b>0.00</b>	<b>10,945,904.11</b>	<b>10,929,838.05</b>	<b>16,066.06</b>	<b>0.00</b>	<b>10,945,904.11</b>	

**SUMMARY**

Particulars (1)	Previous Report (2)	This Month (3)	As at Date (4)
Total Disbursement Authorities Received	143,096,000.00	25,638,000.00	168,734,000.00
NCA	143,096,000.00	25,638,000.00	168,734,000.00
NTA	0.00	0.00	0.00
Working Fund	0.00	0.00	0.00
TRA	0.00	0.00	0.00
CDC	0.00	0.00	0.00
NCAA	0.00	0.00	0.00
Less: Notice of Transfer of Allocations (NTA)* issued	0.00	0.00	0.00
Total Disbursement Authorities Available	143,096,000.00	25,638,000.00	168,734,000.00
Less:	0.00	0.00	0.00
Lapsed NCA	0.00	0.00	0.00
Disbursements	116,500,433.70	10,945,904.11	127,446,337.81
Less: Other Non-Cash Disbursements	0.00	0.00	0.00
Disbursements effected through outright deductions from claims	0.00	0.00	0.00
Overpayment of expenses(e.g. personnel benefits)	0.00	0.00	0.00
Restitution for loss of government property	0.00	0.00	0.00
Liquidated damages and similar claims	0.00	0.00	0.00
Others (e.g. TEF, BTr, Docs Stamp, etc.)	0.00	0.00	0.00
Add/Less: Adjustments (e.g. cancelled/staled checks)	0.00	0.00	0.00
Balance of Disbursement Authorities as at date	26,595,566.30	14,692,095.89	41,287,662.19
Total Disbursements Program	143,096,000.00	25,638,000.00	168,734,000.00
Less: *Actual Disbursements	116,500,433.70	10,945,904.11	127,446,337.81
(Over)/Under spending	26,595,566.30	14,692,095.89	41,287,662.19

Notes: \* The use of NTA is discouraged

Notes: \*\* Amounts should tally with the grand total disbursemnt (column 27).

Certified Correct:

  
**MALERNA C. BUYAO**  
 Chief Accountant

Recommending Approval By:

  
**MA. LOURDES D. MEDIRAN**  
 Deputy Executive Director

Approved by:

  
**LEAH PULIDO OCAMPO**  
 Executive Director

**MONTHLY REPORT OF DISBURSEMENTS**  
For the month of November 2024

Department : Budgetary Support to Government Corporations (BSGC)  
 Agency/Entity : Center for International Trade Expositions and Missions  
 Operating Unit : < not applicable >  
 Organization Code (UACS) : 35 043 000000  
 Fund Cluster : 01 - Regular Agency Fund

(e.g. UACS Fund Cluster: 01-Regular Agency Fund, 02-Foreign Assisted Projects Fund, 03-Special Account-Locally Funded/Domestic Grants Fund, etc.)

Particulars	Current Year Budget					Prior Year's Budget			Grand Total					Remarks
	PS	MOOE	FinEx	CO	TOTAL	Prior Year's Accounts Payable		SUB-TOTAL	MOOE	FinEx	CO	TOTAL		
	1	2	3	4	5	6=(2+3+4+5)	7	8	18=(6+17)	24	25	26	27=(23+24+25+26)	
<b>CASH DISBURSEMENTS</b>	0.00	12,222,609.47	22,875.11	0.00	0.00	12,245,484.58	0.00	0.00	12,245,484.58	12,222,609.47	22,875.11	0.00	12,245,484.58	
Notice of Cash Allocation (NCA)	0.00	12,222,609.47	22,875.11	0.00	0.00	12,245,484.58	0.00	0.00	12,245,484.58	12,222,609.47	22,875.11	0.00	12,245,484.58	
MDS Checks Issued	0.00	6,393,678.42	0.00	0.00	0.00	6,393,678.42	0.00	0.00	6,393,678.42	6,393,678.42	0.00	0.00	6,393,678.42	
Advice to Debit Account	0.00	5,828,931.05	22,875.11	0.00	0.00	5,851,806.16	0.00	0.00	5,851,806.16	5,828,931.05	22,875.11	0.00	5,851,806.16	
Notice of Transfer Allocations (NTA)	0.00	0.00	0.00	0.00	0.00	0.00	0.00	0.00	0.00	0.00	0.00	0.00	0.00	
MDS Checks Issued	0.00	0.00	0.00	0.00	0.00	0.00	0.00	0.00	0.00	0.00	0.00	0.00	0.00	
Advice to Debit Account	0.00	0.00	0.00	0.00	0.00	0.00	0.00	0.00	0.00	0.00	0.00	0.00	0.00	
Working Fund for FAPs	0.00	0.00	0.00	0.00	0.00	0.00	0.00	0.00	0.00	0.00	0.00	0.00	0.00	
Cash Disbursement Ceiling (CDC)	0.00	0.00	0.00	0.00	0.00	0.00	0.00	0.00	0.00	0.00	0.00	0.00	0.00	
<b>TOTAL CASH DISBURSEMENTS</b>	0.00	12,222,609.47	22,875.11	0.00	0.00	12,245,484.58	0.00	0.00	12,245,484.58	12,222,609.47	22,875.11	0.00	12,245,484.58	
<b>NON-CASH DISBURSEMENTS</b>	0.00	0.00	0.00	0.00	0.00	0.00	0.00	0.00	0.00	0.00	0.00	0.00	0.00	
Tax Remittance Advices Issued (TRA)	0.00	0.00	0.00	0.00	0.00	0.00	0.00	0.00	0.00	0.00	0.00	0.00	0.00	
Non-Cash Availment Authority (NCAA)	0.00	0.00	0.00	0.00	0.00	0.00	0.00	0.00	0.00	0.00	0.00	0.00	0.00	
<b>TOTAL NON-CASH DISBURSEMENTS</b>	0.00	0.00	0.00	0.00	0.00	0.00	0.00	0.00	0.00	0.00	0.00	0.00	0.00	
<b>GRAND TOTAL</b>	0.00	12,222,609.47	22,875.11	0.00	0.00	12,245,484.58	0.00	0.00	12,245,484.58	12,222,609.47	22,875.11	0.00	12,245,484.58	

**SUMMARY**

Particulars (1)	Previous Report (2)	This Month (3)	As at Date (4)
Total Disbursement Authorities Received	168,734,000.00	8,549,000.00	177,283,000.00
NCA	168,734,000.00	8,549,000.00	177,283,000.00
NTA	0.00	0.00	0.00
Working Fund	0.00	0.00	0.00
TRA	0.00	0.00	0.00
CDC	0.00	0.00	0.00
NCAA	0.00	0.00	0.00
Less: Notice of Transfer of Allocations (NTA)* issued	0.00	0.00	0.00
Total Disbursement Authorities Available	168,734,000.00	8,549,000.00	177,283,000.00
Less:	0.00	0.00	0.00
Lapsed NCA	0.00	0.00	0.00
Disbursements	127,446,337.81	12,245,484.58	139,691,822.39
Less: Other Non-Cash Disbursements	0.00	0.00	0.00
Disbursements effected through outright deductions from claims	0.00	0.00	0.00
Overpayment of expenses(e.g. personnel benefits)	0.00	0.00	0.00
Restitution for loss of government property	0.00	0.00	0.00
Liquidated damages and similar claims	0.00	0.00	0.00
Others (e.g. TEF, BTr, Docs Stamp, etc.)	0.00	0.00	0.00
Add/Less: Adjustments (e.g. cancelled/staled checks)	0.00	0.00	0.00
Balance of Disbursement Authorities as at date	41,287,662.19	(3,696,484.58)	37,591,177.61
Total Disbursements Program	168,734,000.00	8,549,000.00	177,283,000.00
Less: *Actual Disbursements	127,446,337.81	12,245,484.58	139,691,822.39
(Over)/Under spending	41,287,662.19	(3,696,484.58)	37,591,177.61

Notes: \* The use of NTA is discouraged

Notes: \*\* Amounts should tally with the grand total disbursement (column 27).

Certified Correct:

  
**MALERNA C. BUYAO**  
 Chief Accountant

Recommending Approval By:

  
**MA. LOURDES D. MEDIRAN**  
 Deputy Executive Director

Approved by:

  
**LEAH PULIDO OCAMPO**  
 Executive Director

**MONTHLY REPORT OF DISBURSEMENTS**  
For the month of December 2024

Department : Budgetary Support to Government Corporations (BSGC)  
 Agency/Entity : Center for International Trade Expositions and Missions  
 Operating Unit : < not applicable >  
 Organization Code (UACS) : 35 043 0000000  
 Fund Cluster : 01 - Regular Agency Fund  
 (e.g. UACS Fund Cluster: 01-Regular Agency Fund, 02-Foreign Assisted Projects Fund, 03-Special Account-Locally Funded/Domestic Grants Fund, etc.)

Particulars	Current Year Budget					Prior Year's Budget			Grand Total				Remarks	
	PS	MOOE	FinEx	CO	TOTAL	Prior Year's Accounts Payable		SUB-TOTAL	MOOE	FinEx	CO	TOTAL		
	1	2	3	4	5	6=(2+3+4+5)	7	8	18=(6+17)	24	25	26		27=(23+24+25+26)
<b>CASH DISBURSEMENTS</b>	0.00	37,725,340.04	90,100.37	0.00	0.00	37,815,440.41	0.00	0.00	37,815,440.41	37,725,340.04	90,100.37	0.00	37,815,440.41	
Notice of Cash Allocation (NCA)	0.00	37,725,340.04	90,100.37	0.00	0.00	37,815,440.41	0.00	0.00	37,815,440.41	37,725,340.04	90,100.37	0.00	37,815,440.41	
MDS Checks Issued	0.00	18,335,910.63	0.00	0.00	0.00	18,335,910.63	0.00	0.00	18,335,910.63	18,335,910.63	0.00	0.00	18,335,910.63	
Advice to Debit Account	0.00	19,389,429.41	90,100.37	0.00	0.00	19,479,529.78	0.00	0.00	19,479,529.78	19,389,429.41	90,100.37	0.00	19,479,529.78	
Notice of Transfer Allocations (NTA)	0.00	0.00	0.00	0.00	0.00	0.00	0.00	0.00	0.00	0.00	0.00	0.00	0.00	
MDS Checks Issued	0.00	0.00	0.00	0.00	0.00	0.00	0.00	0.00	0.00	0.00	0.00	0.00	0.00	
Advice to Debit Account	0.00	0.00	0.00	0.00	0.00	0.00	0.00	0.00	0.00	0.00	0.00	0.00	0.00	
Working Fund for FAPs	0.00	0.00	0.00	0.00	0.00	0.00	0.00	0.00	0.00	0.00	0.00	0.00	0.00	
Cash Disbursement Ceiling (CDC)	0.00	0.00	0.00	0.00	0.00	0.00	0.00	0.00	0.00	0.00	0.00	0.00	0.00	
<b>TOTAL CASH DISBURSEMENTS</b>	0.00	37,725,340.04	90,100.37	0.00	0.00	37,815,440.41	0.00	0.00	37,815,440.41	37,725,340.04	90,100.37	0.00	37,815,440.41	
<b>NON-CASH DISBURSEMENTS</b>	0.00	0.00	0.00	0.00	0.00	0.00	0.00	0.00	0.00	0.00	0.00	0.00	0.00	
Tax Remittance Advices Issued (TRA)	0.00	0.00	0.00	0.00	0.00	0.00	0.00	0.00	0.00	0.00	0.00	0.00	0.00	
Non-Cash Availment Authority (NCAA)	0.00	0.00	0.00	0.00	0.00	0.00	0.00	0.00	0.00	0.00	0.00	0.00	0.00	
<b>TOTAL NON-CASH DISBURSEMENTS</b>	0.00	0.00	0.00	0.00	0.00	0.00	0.00	0.00	0.00	0.00	0.00	0.00	0.00	
<b>GRAND TOTAL</b>	0.00	37,725,340.04	90,100.37	0.00	0.00	37,815,440.41	0.00	0.00	37,815,440.41	37,725,340.04	90,100.37	0.00	37,815,440.41	

**SUMMARY**

Particulars (1)	Previous Report (2)	This Month (3)	As at Date (4)
Total Disbursement Authorities Received	177,283,000.00	18,274,000.00	195,557,000.00
NCA	177,283,000.00	18,274,000.00	195,557,000.00
NTA	0.00	0.00	0.00
Working Fund	0.00	0.00	0.00
TRA	0.00	0.00	0.00
CDC	0.00	0.00	0.00
NCAA	0.00	0.00	0.00
Less: Notice of Transfer of Allocations (NTA)* issued	0.00	0.00	0.00
Total Disbursement Authorities Available	177,283,000.00	18,274,000.00	195,557,000.00
Less:	0.00	0.00	0.00
Lapsed NCA	0.00	0.00	0.00
Disbursements	139,691,822.39	37,815,440.41	177,507,262.80
Less: Other Non-Cash Disbursements	0.00	0.00	0.00
Disbursements effected through outright deductions from claims	0.00	0.00	0.00
Overpayment of expenses(e.g. personnel benefits)	0.00	0.00	0.00
Restitution for loss of government property	0.00	0.00	0.00
Liquidated damages and similar claims	0.00	0.00	0.00
Others (e.g. TEF, BTr, Docs Stamp, etc.)	0.00	0.00	0.00
Add/Less: Adjustments (e.g. cancelled/staled checks)	0.00	0.00	0.00
Balance of Disbursement Authorities as at date	37,591,177.61	(19,541,440.41)	18,049,737.20
Total Disbursements Program	177,283,000.00	18,274,000.00	195,557,000.00
Less: *Actual Disbursements	139,691,822.39	37,815,440.41	177,507,262.80
(Over)/Under spending	37,591,177.61	(19,541,440.41)	18,049,737.20

Notes: \* The use of NTA is discouraged

Notes: \*\* Amounts should tally with the grand total disbursement (column 27).


Certified Correct:

  
MALERNA C. BUYAO  
Chief Accountant

Recommending Approval By:

  
MA. LOURDES D. MEDIRAN  
Deputy Executive Director


Approved by:

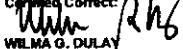
  
LEAH PULIDO OCAMPO  
Executive Director

**QUARTERLY REPORT OF REVENUE AND OTHER RECEIPTS**  
As at the Quarter Ending December 31, 2024

Department : Budgetary Support to Government Corporations (BSGC)  
 Agency/Entity : Center for International Trade Expositions and Missions  
 Operating Unit : < not applicable >  
 Organization Code (UACS) : 35 043 0000000  
 Fund Cluster : 01 - Regular Agency Fund

Classification/Sources of Revenue and Other Receipts	UACS CODE	REVENUE TARGET (Annual) per BESF	Actual Revenue and Other Receipts Collections				Cumulative Remittance/Deposits to Date			Variance		Remarks	
			1st Quarter Ending March 31	2nd Quarter Ending June 30	3rd Quarter Ending September 30	4th Quarter Ending December 31	Total	Remittance to BTr	Deposited with AGDB	Total	Amount		%
			4	5	6	7	8=(4+5+6+7)	9	10	11=(9+10)	12=(8-3)		13=(12/3)
<b>Regular Agency Fund</b>		265,199,000.00	54,359,420.98	84,531,987.62	53,714,189.45	75,291,892.64	267,897,490.69	0.00	188,084,642.90	188,084,642.90	2,698,490.69	1%	
Revenue Collections		265,199,000.00	54,359,420.98	84,531,987.62	53,714,189.45	75,291,892.64	267,897,490.69	0.00	188,084,642.90	188,084,642.90	2,698,490.69	1%	
Not Applicable		265,199,000.00	54,359,420.98	84,531,987.62	53,714,189.45	75,291,892.64	267,897,490.69	0.00	188,084,642.90	188,084,642.90	2,698,490.69	1%	
Non-Tax		265,199,000.00	54,359,420.98	84,531,987.62	53,714,189.45	75,291,892.64	267,897,490.69	0.00	188,084,642.90	188,084,642.90	2,698,490.69	1%	
Other Service Income	4020199099	69,642,000.00	9,069,420.98	24,923,360.02	1,824,379.85	32,477,619.38	68,294,780.23	0.00	31,325,986.70	31,325,986.70	(1,347,219.77)	-2%	
Interest on NG Deposits	4020221001	0.00	0.00	29,781.00	873,750.13	173,925.54	1,077,456.67	0.00	873,750.13	873,750.13	1,077,456.67	0%	
Subsidy from National Government	4030101000	195,557,000.00	45,290,000.00	59,550,000.00	51,016,000.00	39,701,000.00	195,557,000.00	0.00	155,856,000.00	155,856,000.00	0.00	0%	
Miscellaneous Income	4060999000	0.00	0.00	28,846.60	59.47	2,939,347.72	2,968,253.79	0.00	28,906.07	28,906.07	2,968,253.79	0%	
<b>GRAND TOTAL</b>		265,199,000.00	54,359,420.98	84,531,987.62	53,714,189.45	75,291,892.64	267,897,490.69	0.00	188,084,642.90	188,084,642.90	2,698,490.69	1%	

Certified Correct:  
  
 MA. LORNA C. BOYAO  
 CHIEF ACCOUNTANT  
 Date:

Certified Correct:  
  
 WILMA G. DULAY  
 CHIEF, BUDGET AND CASH  
 Date:

Recommended Approval By:  
  
 MA. LOURDES G. MEDINA  
 DEPUTY EXECUTIVE DIRECTOR  
 Date:

Approved By:  
  
 LEAH M. OCAMPO  
 EXECUTIVE DIRECTOR  
 Date: