

Particulars	UACS CODE	Physical Targets					Physical Accomplishments					as of September 30, 2025	Remarks
		1st Quarter	2nd Quarter	3rd Quarter	4th Quarter	Total	1st Quarter	2nd Quarter	3rd Quarter	4th Quarter	Total		
1	2	3	4	5	6	7=(3+4+5+6)	8	9	10	11	+11)	13	14
Output Indicators													
1. Total export orders (In Million US\$)		12.953	15.794	0.484	66.515	95.746	41.518	55.628	3.665		100.811	5.065	<p>CITEM exhibitor-companies generated a total of US\$100.811 Million booked export orders as of 3rd quarter 2025, which is 105% of the total target export orders for the year. This figure came from the following: 1) organization of IFEX Philippines and Sustainability Solutions Exchange held on 22-24 May 2025 at the World Trade Center Metro Manila, 2) Organization of Philippine participation in Winter Fancy Food Show (San Francisco, USA/January 2025), Ambiente (Frankfurt, Germany/January 2025), and Gulfood 2025 (Dubai, UAE / February 2025).. Export orders refer to the amount of Booked sales as reported by CITEM Exhibitor-companies that participated in the mentioned CITEM-organized Export Promotion Projects.</p> <p>Note that this is a preliminary figure and shall be updated based on data from CITEM's Trade Fair Information System (TFIS).</p>
2. Number of companies participating in Export Promotion Activities		92	443	112	112	1,034	322	619	246		1,187	153	<p>CITEM assisted 1,187 companies for the period January to September 2025 which represents 115% of the target no. of exhibitors/companies to be assisted for the year. This figure came from the following: 1) Organization of IFEX Philippines and Sustainability Solutions Exchange (22-24 May 2025/World Trade Center Metro Manila), 2) CITEM-organized PH participation in the following overseas trade fairs: a) Consumer Electronics Show (7-10 January / Las Vegas, USA), b) Maison & Objet (16-20 January / Paris, France), c) Winter Fancy Food Show (19-21 January / Las Vegas, USA), d) Ambiente (7-11 February / Frankfurt, Germany), e) Gulfood (17-21 February / Dubai, UAE), f) FOODEX Japan (11-14 March / Tokyo, Japan), g) Highpoint Furniture Market, (26-30 April/North Carolina, USA), h) INDEX Dubai (27-29 May 2025 / Dubai, UAE), i) Tokyo International Gift Show ('3-9 September/ Tokyo, Japan), j) CAEXPO (17-21 Sept / Nanning, China) k) Fashion Ph Milan (23-29 Sept/ Milan, Italy),</p> <p>Note that this is a preliminary figure and shall be updated based on data from CITEM's Trade Fair Information System (TFIS).</p>

Particulars	UACS CODE	Physical Targets					Physical Accomplishments					as of September 30, 2025	Remarks
		1st Quarter	2nd Quarter	3rd Quarter	4th Quarter	Total	1st Quarter	2nd Quarter	3rd Quarter	4th Quarter	Total		
1	2	3	4	5	6	7=(3+4+5+6)	8	9	10	11	+11)	13	14
3. Number of Trade Inquiries in Export Promotion Events		3,845	1,739	719	1,892	8,195	3,605	15,667	444		19,716	11,521	CITEM generated 19,716 trade inquiries for the period January to September 2025 which represents 240% of the target trade inquiries for the year. These trade inquiries came from the following 1) Organization of IFEX Philippines and Sustainability Solutions Exchange (22-24 May 2025/World Trade Center Metro Manila), 2) CITEM-organized PH participation in the following overseas trade fairs: 2) CITEM-organized PH participation in the following overseas trade fairs: a) Consumer Electronics Show (7-10 January / Las Vegas, USA), b) Maison & Objet (16-20 January / Paris, France), c) Winter Fancy Food Show (19-21 January / Las Vegas, USA), d) Ambiente (7-11 February / Frankfurt, Germany), e) Gulfood (17-21 February / Dubai, UAE), f) FOODEX Japan (11-14 March / Tokyo, Japan), g) INDEX Dubai (27-29 May 2025 / Dubai, UAE).
4. Number of Trade Buyers attending Export Promotion Events		1,245	1,181	289	1,150	3,865	1,837	2,951	102		4,890	1,025	The number of trade buyers for the period January to September 2025 was based on unique trade buyers from the following: 1) Organization of IFEX Philippines and Sustainability Solutions Exchange (22-24 May 2025/World Trade Center Metro Manila), 2) 2) CITEM-organized PH participation in the following overseas trade fairs: a) Consumer Electronics Show (7-10 January / Las Vegas, USA), b) Maison & Objet (16-20 January / Paris, France), c) Winter Fancy Food Show (19-21 January / Las Vegas, USA), d) Ambiente (7-11 February / Frankfurt, Germany), e) Gulfood (17-21 February / Dubai, UAE), f) FOODEX Japan (11-14 March / Tokyo, Japan), g) Highpoint Furniture Market, (26-30 April/North Carolina, USA), h) INDEX Dubai (27-29 May 2025 / Dubai, UAE), and, i) Tokyo International Gift Show ('3-9 September/ Tokyo, Japan). Note that this is a preliminary figure and shall be updated based on data from CITEM's Trade Fair Information System (TFIS).

Prepared by:



ATTY. EVA MARIE C. MARIQUINA
Chief, Corporate Planning Division

Approved by:



LEAH PULIDO OCAMPO
Executive Director

STATEMENT OF APPROPRIATIONS, ALLOTMENTS, OBLIGATIONS, DISBURSEMENTS AND BALANCES
As at the Quarter Ending September 30, 2025

Budgetary Support to Government Corporations (BSGC)
Center for International Trade Expositions and Missions
not applicable >

X	Current Year Appropriations
	Supplemental Appropriations
	Continuing Appropriations

043 000000

- Regular Agency Fund

g. UACS Fund Cluster: 01-Regular Agency Fund, 02-Foreign Assisted Projects Fund, 03-Special Account-Locally Funded/Domestic Grants Fund, and 04-Special Account-Foreign Assisted/Foreign Grants Fund)

UACS CODE	Appropriations			Allotments			Current Year Obligations				Current Year Disbursements				Balances							
	Authorized Appropriations	Adjustments (Transfer To/From, Modifications)	Adjusted Appropriations	Allotments Received	Adjustments (Reductions, Modifications)	Transfer To	Transfer From	Adjusted Allotments	1st Quarter Ending March 31	2nd Quarter Ending June 30	3rd Quarter Ending September 30	4th Quarter Ending December 31	Total	1st Quarter Ending March 31	2nd Quarter Ending June 30	3rd Quarter Ending September 30	4th Quarter Ending December 31	Total	Unreleased Appropriations	Unobligated Allotments	Due and Demandable	Not Yet Due and Demandable
2	3	4	5=(3+4)	6	7	8	9	10=[(6+(-)7)-8+9]	11	12	13	14	15=[(11+12+13+14)]	16	17	18	19	20=(16+17+18+19)	21	22	23	24
1000000	289,608,000.00	0.00	289,608,000.00	289,608,000.00	0.00	0.00	0.00	289,608,000.00	94,514,303.54	58,785,033.32	74,920,740.83	0.00	228,220,077.69	41,443,876.42	60,981,393.89	78,577,614.96	0.00	181,002,885.27	0.00	61,387,922.31	0.00	47,217,192.42
0000000	35,171,000.00	0.00	35,171,000.00	35,171,000.00	0.00	0.00	0.00	35,171,000.00	18,040,086.56	5,049,731.59	7,212,743.92	0.00	30,302,562.07	5,771,244.97	9,458,630.35	10,212,933.55	0.00	25,442,808.87	0.00	4,868,437.93	0.00	4,859,753.20
1000001	35,171,000.00	0.00	35,171,000.00	35,171,000.00	0.00	0.00	0.00	35,171,000.00	18,040,086.56	5,049,731.59	7,212,743.92	0.00	30,302,562.07	5,771,244.97	9,458,630.35	10,212,933.55	0.00	25,442,808.87	0.00	4,868,437.93	0.00	4,859,753.20
0000100	35,171,000.00	0.00	35,171,000.00	35,171,000.00	0.00	0.00	0.00	35,171,000.00	18,040,086.56	5,049,731.59	7,212,743.92	0.00	30,302,562.07	5,771,244.97	9,458,630.35	10,212,933.55	0.00	25,442,808.87	0.00	4,868,437.93	0.00	4,859,753.20
2000000	53,416,000.00	0.00	53,416,000.00	53,416,000.00	0.00	0.00	0.00	53,416,000.00	17,113,017.14	8,238,534.14	18,318,426.67	0.00	43,669,977.95	6,333,301.35	7,000,790.30	10,269,990.41	0.00	23,604,082.06	0.00	9,746,022.05	0.00	20,065,895.89
0000000	53,416,000.00	0.00	53,416,000.00	53,416,000.00	0.00	0.00	0.00	53,416,000.00	17,113,017.14	8,238,534.14	18,318,426.67	0.00	43,669,977.95	6,333,301.35	7,000,790.30	10,269,990.41	0.00	23,604,082.06	0.00	9,746,022.05	0.00	20,065,895.89
2000001	53,416,000.00	0.00	53,416,000.00	53,416,000.00	0.00	0.00	0.00	53,416,000.00	17,113,017.14	8,238,534.14	18,318,426.67	0.00	43,669,977.95	6,333,301.35	7,000,790.30	10,269,990.41	0.00	23,604,082.06	0.00	9,746,022.05	0.00	20,065,895.89
0000100	53,416,000.00	0.00	53,416,000.00	53,416,000.00	0.00	0.00	0.00	53,416,000.00	17,113,017.14	8,238,534.14	18,318,426.67	0.00	43,669,977.95	6,333,301.35	7,000,790.30	10,269,990.41	0.00	23,604,082.06	0.00	9,746,022.05	0.00	20,065,895.89
3000000	201,021,000.00	0.00	201,021,000.00	201,021,000.00	0.00	0.00	0.00	201,021,000.00	59,361,199.84	45,496,767.59	49,389,570.24	0.00	154,247,537.67	29,339,330.10	44,521,973.24	58,094,691.00	0.00	131,955,994.34	0.00	46,773,462.33	0.00	22,291,543.33
0000000	201,021,000.00	0.00	201,021,000.00	201,021,000.00	0.00	0.00	0.00	201,021,000.00	59,361,199.84	45,496,767.59	49,389,570.24	0.00	154,247,537.67	29,339,330.10	44,521,973.24	58,094,691.00	0.00	131,955,994.34	0.00	46,773,462.33	0.00	22,291,543.33
3101001	201,021,000.00	0.00	201,021,000.00	201,021,000.00	0.00	0.00	0.00	201,021,000.00	59,361,199.84	45,496,767.59	49,389,570.24	0.00	154,247,537.67	29,339,330.10	44,521,973.24	58,094,691.00	0.00	131,955,994.34	0.00	46,773,462.33	0.00	22,291,543.33
0000100	201,021,000.00	0.00	201,021,000.00	201,021,000.00	0.00	0.00	0.00	201,021,000.00	59,361,199.84	45,496,767.59	49,389,570.24	0.00	154,247,537.67	29,339,330.10	44,521,973.24	58,094,691.00	0.00	131,955,994.34	0.00	46,773,462.33	0.00	22,291,543.33
	289,608,000.00	0.00	289,608,000.00	289,608,000.00	0.00	0.00	0.00	289,608,000.00	94,514,303.54	58,785,033.32	74,920,740.83	0.00	228,220,077.69	41,443,876.42	60,981,393.89	78,577,614.96	0.00	181,002,885.27	0.00	61,387,922.31	0.00	47,217,192.42
	289,608,000.00	0.00	289,608,000.00	289,608,000.00	0.00	0.00	0.00	289,608,000.00	94,514,303.54	58,785,033.32	74,920,740.83	0.00	228,220,077.69	41,443,876.42	60,981,393.89	78,577,614.96	0.00	181,002,885.27	0.00	61,387,922.31	0.00	47,217,192.42
	289,608,000.00	0.00	289,608,000.00	289,608,000.00	0.00	0.00	0.00	289,608,000.00	94,514,303.54	58,785,033.32	74,920,740.83	0.00	228,220,077.69	41,443,876.42	60,981,393.89	78,577,614.96	0.00	181,002,885.27	0.00	61,387,922.31	0.00	47,217,192.42
	201,021,000.00	0.00	201,021,000.00	201,021,000.00	0.00	0.00	0.00	201,021,000.00	59,361,199.84	45,496,767.59	49,389,570.24	0.00	154,247,537.67	29,339,330.10	44,521,973.24	58,094,691.00	0.00	131,955,994.34	0.00	46,773,462.33	0.00	22,291,543.33

G. VILLANUEVA
Division

Recommending Approval By:
ATTY. ANITA GRACE T. MARPURI
Department Manager III, CSD

Approved By:
CLEAH PULIDO CAMPO
Executive Director

Date: _____
Date of initial submission: _____
Date of final submission: _____

Date: 10.24

SUMMARY OF APPROPRIATIONS, ALLOTMENTS, OBLIGATIONS, DISBURSEMENTS AND BALANCES BY OBJECT OF EXPENDITURES
As at the Quarter Ending September 30, 2025

Budgetary Support to Government Corporations (BSGC)
Center for International Trade Expositions and Missions
not applicable >
043 000000

X	Current Year Appropriations
	Supplemental Appropriations
	Continuing Appropriations

Regular Agency Fund
g. UACS Fund Cluster: 01-Regular Agency Fund, 02-Foreign Assisted Projects Fund, 03-Special Account-Locally Funded/Domestic Grants Fund, and 04-Special Account-Foreign Assisted/Foreign Grants Fund)

UACS CODE	Appropriations				Allotments					Obligations					Disbursements					Balances			
	Authorized Appropriations	Adjustments (Transfer To/From, Modification)	Adjusted Appropriations	Allotments Received	Adjustments (Reductions, Modification)	Transfer To	Transfer From	Adjusted Allotments	1st Quarter Ending March 31	2nd Quarter Ending June 30	3rd Quarter Ending September 30	4th Quarter Ending December 31	Total	1st Quarter Ending March 31	2nd Quarter Ending June 30	3rd Quarter Ending September 30	4th Quarter Ending December 31	Total	Unreleased Appropriations	Unobligated Allotments	Due and Demandable	Not Yet Due and Demandable	
2	3	4	5=(3+4)	6	7	8	9	10=[(5+(-)7)-8+9]	11	12	13	14	15=(11+12+13+14)	16	17	18	19	20=(16+17+18+19)	21=(5-10)	22=(10-15)	23	24	
	289,608,000.00	0.00	289,608,000.00	289,608,000.00	0.00	0.00	0.00	289,608,000.00	94,514,303.54	58,785,033.32	74,920,740.83	0.00	228,220,077.69	41,443,876.42	60,981,393.89	78,577,614.96	0.00	181,002,885.27	0.00	61,387,922.31	0.00	47,217,192.42	
	289,608,000.00	0.00	289,608,000.00	289,608,000.00	0.00	0.00	0.00	289,608,000.00	94,514,303.54	58,785,033.32	74,920,740.83	0.00	228,220,077.69	41,443,876.42	60,981,393.89	78,577,614.96	0.00	181,002,885.27	0.00	61,387,922.31	0.00	47,217,192.42	
	289,608,000.00	0.00	289,608,000.00	289,608,000.00	0.00	0.00	0.00	289,608,000.00	94,514,303.54	58,785,033.32	74,920,740.83	0.00	228,220,077.69	41,443,876.42	60,981,393.89	78,577,614.96	0.00	181,002,885.27	0.00	61,387,922.31	0.00	47,217,192.42	
	289,608,000.00	0.00	289,608,000.00	289,608,000.00	0.00	0.00	0.00	289,608,000.00	94,514,303.54	58,785,033.32	74,920,740.83	0.00	228,220,077.69	41,443,876.42	60,981,393.89	78,577,614.96	0.00	181,002,885.27	0.00	61,387,922.31	0.00	47,217,192.42	
5021404000	289,608,000.00	0.00	289,608,000.00	289,608,000.00	0.00	0.00	0.00	289,608,000.00	94,514,303.54	58,785,033.32	74,920,740.83	0.00	228,220,077.69	41,443,876.42	60,981,393.89	78,577,614.96	0.00	181,002,885.27	0.00	61,387,922.31	0.00	47,217,192.42	
5021404001	289,608,000.00	0.00	289,608,000.00	289,608,000.00	0.00	0.00	0.00	289,608,000.00	94,514,303.54	58,785,033.32	74,920,740.83	0.00	228,220,077.69	41,443,876.42	60,981,393.89	78,577,614.96	0.00	181,002,885.27	0.00	61,387,922.31	0.00	47,217,192.42	
	289,608,000.00	0.00	289,608,000.00	289,608,000.00	0.00	0.00	0.00	289,608,000.00	94,514,303.54	58,785,033.32	74,920,740.83	0.00	228,220,077.69	41,443,876.42	60,981,393.89	78,577,614.96	0.00	181,002,885.27	0.00	61,387,922.31	0.00	47,217,192.42	

[Signature]
S. VILLANUEVA
Division

Recommending Approval By:
[Signature]
ATTY. ANNA GRACE T. MARPURI
Department Manager, CSD

Approved By:
[Signature]
LEAH PULIDO OCAMPO
Executive Director

Date

Date **10.24**

using the Unified Reporting System; Status : Date Printed : October 22, 2025 8:13 PM; Date of initial submission : _____; Date of final submission : _____

MONTHLY REPORT OF DISBURSEMENTS
For the month of July 2025

Department : Budgetary Support to Government Corporations (BSGC)
 Agency/Entity : Center for International Trade Expositions and Missions
 Operating Unit : < not applicable >
 Organization Code (UACS) : 35 043 0000000
 Fund Cluster : 01 - Regular Agency Fund

(e.g. UACS Fund Cluster: 01-Regular Agency Fund, 02-Foreign Assisted Projects Fund, 03-Special Account-Locally Funded/Domestic Grants Fund, etc.)

Particulars	Current Year Budget					Prior Year's Budget		SUB-TOTAL	Grand Total				Remarks
	PS	MOOE	FinEx	CO	TOTAL	Prior Year's Accounts Payable			MOOE	FinEx	CO	TOTAL	
						PS	MOOE						
	2	3	4	5	6=(2+3+4+5)	7	8		18=(6+17)	24	25	26	
CASH DISBURSEMENTS	0.00	26,546,756.08	5,152.95	0.00	26,551,909.03	0.00	0.00	26,551,909.03	26,546,756.08	5,152.95	0.00	26,551,909.03	
Notice of Cash Allocation (NCA)	0.00	26,546,756.08	5,152.95	0.00	26,551,909.03	0.00	0.00	26,551,909.03	26,546,756.08	5,152.95	0.00	26,551,909.03	
MDS Checks Issued	0.00	20,579,865.45	0.00	0.00	20,579,865.45	0.00	0.00	20,579,865.45	20,579,865.45	0.00	0.00	20,579,865.45	
Advice to Debit Account	0.00	5,966,890.63	5,152.95	0.00	5,972,043.58	0.00	0.00	5,972,043.58	5,966,890.63	5,152.95	0.00	5,972,043.58	
Notice of Transfer Allocations (NTA)	0.00	0.00	0.00	0.00	0.00	0.00	0.00	0.00	0.00	0.00	0.00	0.00	0.00
MDS Checks Issued	0.00	0.00	0.00	0.00	0.00	0.00	0.00	0.00	0.00	0.00	0.00	0.00	0.00
Advice to Debit Account	0.00	0.00	0.00	0.00	0.00	0.00	0.00	0.00	0.00	0.00	0.00	0.00	0.00
Working Fund for FAPs	0.00	0.00	0.00	0.00	0.00	0.00	0.00	0.00	0.00	0.00	0.00	0.00	0.00
Cash Disbursement Ceiling (CDC)	0.00	0.00	0.00	0.00	0.00	0.00	0.00	0.00	0.00	0.00	0.00	0.00	0.00
TOTAL CASH DISBURSEMENTS	0.00	26,546,756.08	5,152.95	0.00	26,551,909.03	0.00	0.00	26,551,909.03	26,546,756.08	5,152.95	0.00	26,551,909.03	
NON-CASH DISBURSEMENTS	0.00	0.00	0.00	0.00	0.00	0.00	0.00	0.00	0.00	0.00	0.00	0.00	0.00
Tax Remittance Advices Issued (TRA)	0.00	0.00	0.00	0.00	0.00	0.00	0.00	0.00	0.00	0.00	0.00	0.00	0.00
Non-Cash Availment Authority (NCAA)	0.00	0.00	0.00	0.00	0.00	0.00	0.00	0.00	0.00	0.00	0.00	0.00	0.00
Disbursements effected through outright deductions from claims (please specify...)	0.00	0.00	0.00	0.00	0.00	0.00	0.00	0.00	0.00	0.00	0.00	0.00	0.00
Overpayment of expenses(e.g. personnel benefits)	0.00	0.00	0.00	0.00	0.00	0.00	0.00	0.00	0.00	0.00	0.00	0.00	0.00
Restitution for loss of government property	0.00	0.00	0.00	0.00	0.00	0.00	0.00	0.00	0.00	0.00	0.00	0.00	0.00
Liquidated damages and similar claims	0.00	0.00	0.00	0.00	0.00	0.00	0.00	0.00	0.00	0.00	0.00	0.00	0.00
Others(TEF, BTr-Documentary Stamp Tax, etc.)	0.00	0.00	0.00	0.00	0.00	0.00	0.00	0.00	0.00	0.00	0.00	0.00	0.00
TOTAL NON-CASH DISBURSEMENTS	0.00	0.00	0.00	0.00	0.00	0.00	0.00	0.00	0.00	0.00	0.00	0.00	
GRAND TOTAL	0.00	26,546,756.08	5,152.95	0.00	26,551,909.03	0.00	0.00	26,551,909.03	26,546,756.08	5,152.95	0.00	26,551,909.03	

SUMMARY

Particulars (1)	Previous Report (2)	This Month (3)	As at Date (4)
Total Disbursement Authorities Received	122,304,000.00	20,384,000.00	142,688,000.00
NCA	122,304,000.00	20,384,000.00	142,688,000.00
NTA	0.00	0.00	0.00
Working Fund	0.00	0.00	0.00
TRA	0.00	0.00	0.00
CDC	0.00	0.00	0.00
NCAA	0.00	0.00	0.00
Less: Notice of Transfer of Allocations (NTA)* issued	0.00	0.00	0.00
Total Disbursement Authorities Available	122,304,000.00	20,384,000.00	142,688,000.00
Less:	0.00	0.00	0.00
Lapsed NCA	0.00	0.00	0.00
Disbursements	95,900,188.20	26,551,909.03	122,452,097.23
Less: Other Non-Cash Disbursements	0.00	0.00	0.00
Disbursements effected through outright deductions from claims	0.00	0.00	0.00
Overpayment of expenses(e.g. personnel benefits)	0.00	0.00	0.00
Restitution for loss of government property	0.00	0.00	0.00
Liquidated damages and similar claims	0.00	0.00	0.00
Others (e.g. TEF, BTr, Docs Stamp, etc.)	0.00	0.00	0.00
Add/Less: Adjustments (e.g. cancelled/staled checks)	0.00	0.00	0.00
Balance of Disbursement Authorities as at date	26,403,811.80	(6,167,909.03)	20,235,902.77
Total Disbursements Program	122,304,000.00	20,384,000.00	142,688,000.00
Less: *Actual Disbursements	95,900,188.20	26,551,909.03	122,452,097.23
(Over)/Under spending	26,403,811.80	(6,167,909.03)	20,235,902.77

Notes: * The use of NTA is discouraged

Notes: ** Amounts should tally with the grand total disbursement (column 27).

Certified Correct:


WILMA G. DULAY
 OIC - Controllership

Recommending Approval By:


Atty. Anna Grace I. Marpuri
 Department Head - CSD

Approved by:


LEAH PULIDO OCAMPO
 Executive Director

MONTHLY REPORT OF DISBURSEMENTS
For the month of August 2025

Department : Budgetary Support to Government Corporations (BSGC)
 Agency/Entity : Center for International Trade Exhibitions and Missions
 Operating Unit : < not applicable >
 Organization Code (UACS) : 35 043 0000000
 Fund Cluster : 01 - Regular Agency Fund

(e.g. UACS Fund Cluster: 01-Regular Agency Fund, 02-Foreign Assisted Projects Fund, 03-Special Account-Locally Funded/Domestic Grants Fund, etc.)

Particulars	Current Year Budget					Prior Year's Budget Prior Year's Accounts Payable		SUB-TOTAL 18=(6+17)	Grand Total				Remarks
	PS	MOOE	FinEx	CO	TOTAL	PS	MOOE		MOOE	FinEx	CO	TOTAL	
	2	3	4	5	6=(2+3+4+5)	7	8		24	25	26	27=(23+24+25+26)	
CASH DISBURSEMENTS	0.00	21,893,628.78	23,383.70	0.00	21,917,012.48	0.00	0.00	21,917,012.48	21,893,628.78	23,383.70	0.00	21,917,012.48	
Notice of Cash Allocation (NCA)	0.00	21,893,628.78	23,383.70	0.00	21,917,012.48	0.00	0.00	21,917,012.48	21,893,628.78	23,383.70	0.00	21,917,012.48	
MDS Checks Issued	0.00	16,461,969.19	0.00	0.00	16,461,969.19	0.00	0.00	16,461,969.19	16,461,969.19	0.00	0.00	16,461,969.19	
Advice to Debit Account	0.00	5,431,659.59	23,383.70	0.00	5,455,043.29	0.00	0.00	5,455,043.29	5,431,659.59	23,383.70	0.00	5,455,043.29	
Notice of Transfer Allocations (NTA)	0.00	0.00	0.00	0.00	0.00	0.00	0.00	0.00	0.00	0.00	0.00	0.00	
MDS Checks Issued	0.00	0.00	0.00	0.00	0.00	0.00	0.00	0.00	0.00	0.00	0.00	0.00	
Advice to Debit Account	0.00	0.00	0.00	0.00	0.00	0.00	0.00	0.00	0.00	0.00	0.00	0.00	
Working Fund for FAPs	0.00	0.00	0.00	0.00	0.00	0.00	0.00	0.00	0.00	0.00	0.00	0.00	
Cash Disbursement Ceiling (CDC)	0.00	0.00	0.00	0.00	0.00	0.00	0.00	0.00	0.00	0.00	0.00	0.00	
TOTAL CASH DISBURSEMENTS	0.00	21,893,628.78	23,383.70	0.00	21,917,012.48	0.00	0.00	21,917,012.48	21,893,628.78	23,383.70	0.00	21,917,012.48	
NON-CASH DISBURSEMENTS	0.00	0.00	0.00	0.00	0.00	0.00	0.00	0.00	0.00	0.00	0.00	0.00	
Tax Remittance Advices Issued (TRA)	0.00	0.00	0.00	0.00	0.00	0.00	0.00	0.00	0.00	0.00	0.00	0.00	
Non-Cash Availment Authority (NCAA)	0.00	0.00	0.00	0.00	0.00	0.00	0.00	0.00	0.00	0.00	0.00	0.00	
Disbursements effected through outright deductions from claims (please specify...)	0.00	0.00	0.00	0.00	0.00	0.00	0.00	0.00	0.00	0.00	0.00	0.00	
Overpayment of expenses(e.g. personnel benefits)	0.00	0.00	0.00	0.00	0.00	0.00	0.00	0.00	0.00	0.00	0.00	0.00	
Restitution for loss of government property	0.00	0.00	0.00	0.00	0.00	0.00	0.00	0.00	0.00	0.00	0.00	0.00	
Liquidated damages and similar claims	0.00	0.00	0.00	0.00	0.00	0.00	0.00	0.00	0.00	0.00	0.00	0.00	
Others(TEF, BTr-Documentary Stamp Tax, etc.)	0.00	0.00	0.00	0.00	0.00	0.00	0.00	0.00	0.00	0.00	0.00	0.00	
TOTAL NON-CASH DISBURSEMENTS	0.00	0.00	0.00	0.00	0.00	0.00	0.00	0.00	0.00	0.00	0.00	0.00	
GRAND TOTAL	0.00	21,893,628.78	23,383.70	0.00	21,917,012.48	0.00	0.00	21,917,012.48	21,893,628.78	23,383.70	0.00	21,917,012.48	

SUMMARY

Particulars (1)	Previous Report (2)	This Month (3)	As at Date (4)
Total Disbursement Authorities Received	142,688,000.00	20,384,000.00	163,072,000.00
NCA	142,688,000.00	20,384,000.00	163,072,000.00
NTA	0.00	0.00	0.00
Working Fund	0.00	0.00	0.00
TRA	0.00	0.00	0.00
CDC	0.00	0.00	0.00
NCAA	0.00	0.00	0.00
Less: Notice of Transfer of Allocations (NTA)* issued	0.00	0.00	0.00
Total Disbursement Authorities Available	142,688,000.00	20,384,000.00	163,072,000.00
Less:	0.00	0.00	0.00
Lapsed NCA	0.00	0.00	0.00
Disbursements	122,452,097.23	21,917,012.48	144,369,109.71
Less: Other Non-Cash Disbursements	0.00	0.00	0.00
Disbursements effected through outright deductions from claims	0.00	0.00	0.00
Overpayment of expenses(e.g. personnel benefits)	0.00	0.00	0.00
Restitution for loss of government property	0.00	0.00	0.00
Liquidated damages and similar claims	0.00	0.00	0.00
Others (e.g. TEF, BTr, Docs Stamp, etc.)	0.00	0.00	0.00
Add/Less: Adjustments (e.g. cancelled/staled checks)	0.00	0.00	0.00
Balance of Disbursement Authorities as at date	20,235,902.77	(1,533,012.48)	18,702,890.29
Total Disbursements Program	142,688,000.00	203,840,000.00	346,528,000.00
Less: *Actual Disbursements	122,452,097.23	21,917,012.48	144,369,109.71
(Over)/Under spending	20,235,902.77	181,922,987.52	202,158,890.29

Notes: * The use of NTA is discouraged

Notes: ** Amounts should tally with the grand total disbursement (column 27).

Certified Correct:


WILMA G. DULAY
 OIC - Controllership

Recommending Approval By:


Atty. Anna Grace I. Marpuri
 Department Head - CSD

Approved by:


LEAH PULIDO OCAMPO
 Executive Director

MONTHLY REPORT OF DISBURSEMENTS
For the month of September 2025

Department : Budgetary Support to Government Corporations (BSGC)
 Agency/Entity : Center for International Trade Expositions and Missions
 Operating Unit : < not applicable >
 Organization Code (UACS) : 35 043 0000000
 Fund Cluster : 01 - Regular Agency Fund
 (e.g. UACS Fund Cluster: 01-Regular Agency Fund, 02-Foreign Assisted Projects Fund, 03-Special Account-Locally Funded/Domestic Grants Fund, etc.)


Particulars	Current Year Budget					Prior Year's Budget		SUB-TOTAL	Grand Total				Remarks
	PS	MOOE	FinEx	CO	TOTAL	Prior Year's Accounts Payable			MOOE	FinEx	CO	TOTAL	
						PS	MOOE						
	2	3	4	5	6=(2+3+4+5)	7	8		18=(6+17)	24	25	26	
CASH DISBURSEMENTS	0.00	36,102,950.29	94,206.19	0.00	36,197,156.48	0.00	0.00	36,197,156.48	36,102,950.29	94,206.19	0.00	36,197,156.48	
Notice of Cash Allocation (NCA)	0.00	36,102,950.29	94,206.19	0.00	36,197,156.48	0.00	0.00	36,197,156.48	36,102,950.29	94,206.19	0.00	36,197,156.48	
MDS Checks Issued	0.00	14,272,921.93	0.00	0.00	14,272,921.93	0.00	0.00	14,272,921.93	14,272,921.93	0.00	0.00	14,272,921.93	
Advice to Debit Account	0.00	21,830,028.36	94,206.19	0.00	21,924,234.55	0.00	0.00	21,924,234.55	21,830,028.36	94,206.19	0.00	21,924,234.55	
Notice of Transfer Allocations (NTA)	0.00	0.00	0.00	0.00	0.00	0.00	0.00	0.00	0.00	0.00	0.00	0.00	
MDS Checks Issued	0.00	0.00	0.00	0.00	0.00	0.00	0.00	0.00	0.00	0.00	0.00	0.00	
Advice to Debit Account	0.00	0.00	0.00	0.00	0.00	0.00	0.00	0.00	0.00	0.00	0.00	0.00	
Working Fund for FAPs	0.00	0.00	0.00	0.00	0.00	0.00	0.00	0.00	0.00	0.00	0.00	0.00	
Cash Disbursement Ceiling (CDC)	0.00	0.00	0.00	0.00	0.00	0.00	0.00	0.00	0.00	0.00	0.00	0.00	
TOTAL CASH DISBURSEMENTS	0.00	36,102,950.29	94,206.19	0.00	36,197,156.48	0.00	0.00	36,197,156.48	36,102,950.29	94,206.19	0.00	36,197,156.48	
NON-CASH DISBURSEMENTS	0.00	0.00	0.00	0.00	0.00	0.00	0.00	0.00	0.00	0.00	0.00	0.00	
Tax Remittance Advices Issued (TRA)	0.00	0.00	0.00	0.00	0.00	0.00	0.00	0.00	0.00	0.00	0.00	0.00	
Non-Cash Availment Authority (NCAA)	0.00	0.00	0.00	0.00	0.00	0.00	0.00	0.00	0.00	0.00	0.00	0.00	
Disbursements effected through outright deductions from claims (please specify...)	0.00	0.00	0.00	0.00	0.00	0.00	0.00	0.00	0.00	0.00	0.00	0.00	
Overpayment of expenses(e.g. personnel benefits)	0.00	0.00	0.00	0.00	0.00	0.00	0.00	0.00	0.00	0.00	0.00	0.00	
Restitution for loss of government property	0.00	0.00	0.00	0.00	0.00	0.00	0.00	0.00	0.00	0.00	0.00	0.00	
Liquidated damages and similar claims	0.00	0.00	0.00	0.00	0.00	0.00	0.00	0.00	0.00	0.00	0.00	0.00	
Others(TEF, BTr-Domestic Stamp Tax, etc.)	0.00	0.00	0.00	0.00	0.00	0.00	0.00	0.00	0.00	0.00	0.00	0.00	
TOTAL NON-CASH DISBURSEMENTS	0.00	0.00	0.00	0.00	0.00	0.00	0.00	0.00	0.00	0.00	0.00	0.00	
GRAND TOTAL	0.00	36,102,950.29	94,206.19	0.00	36,197,156.48	0.00	0.00	36,197,156.48	36,102,950.29	94,206.19	0.00	36,197,156.48	

SUMMARY

Particulars (1)	Previous Report (2)	This Month (3)	As at Date (4)
Total Disbursement Authorities Received	163,072,000.00	20,384,000.00	183,456,000.00
NCA	163,072,000.00	20,384,000.00	183,456,000.00
NTA	0.00	0.00	0.00
Working Fund	0.00	0.00	0.00
TRA	0.00	0.00	0.00
CDC	0.00	0.00	0.00
NCAA	0.00	0.00	0.00
Less: Notice of Transfer of Allocations (NTA)* issued	0.00	0.00	0.00
Total Disbursement Authorities Available	163,072,000.00	20,384,000.00	183,456,000.00
Less:	0.00	0.00	0.00
Lapsed NCA	0.00	0.00	0.00
Disbursements	144,369,109.71	36,197,156.48	180,566,266.19
Less: Other Non-Cash Disbursements	0.00	0.00	0.00
Disbursements effected through outright deductions from claims	0.00	0.00	0.00
Overpayment of expenses(e.g. personnel benefits)	0.00	0.00	0.00
Restitution for loss of government property	0.00	0.00	0.00
Liquidated damages and similar claims	0.00	0.00	0.00
Others (e.g. TEF, BTr, Docs Stamp, etc.)	0.00	0.00	0.00
Add/Less: Adjustments (e.g. cancelled/staled checks)	0.00	0.00	0.00
Balance of Disbursement Authorities as at date	18,702,890.29	(15,813,156.48)	2,889,733.81
Total Disbursements Program	163,072,000.00	20,384,000.00	183,456,000.00
Less: *Actual Disbursements	144,369,109.71	36,197,156.48	180,566,266.19
(Over)/Under spending	18,702,890.29	(15,813,156.48)	2,889,733.81

Notes: * The use of NTA is discouraged

Notes: ** Amounts should tally with the grand total disbursement (column 27).

Certified Correct:

 WILMA G. DULAY
 OIC - Controllership

Recommending Approval By:

 Atty. Anna Grace I. Marपुरi
 Department Head - CSD

Approved by:

 LEAH PULIDO OCAMPO
 Executive Director

{

QUARTERLY REPORT OF REVENUE AND OTHER RECEIPTS
As at the Quarter Ending September 30, 2025


Department : Budgetary Support to Government Corporations (BSGC)
 Agency/Entity : Center for International Trade Expositions and Missions
 Operating Unit : < not applicable >
 Organization Code (UACS) : 35 043 0000000
 Fund Cluster : 01 - Regular Agency Fund

Classification/Sources of Revenue and Other Receipts	UACS CODE	REVENUE TARGET (Annual) per BESF	Actual Revenue and Other Receipts Collections					Cumulative Remittance/Deposits to Date			Variance		Remarks
			1st Quarter Ending March 31	2nd Quarter Ending June 30	3rd Quarter Ending September 30	4th Quarter Ending December 31	Total	Remittance to BTr	Deposited with AGDB	Total	Amount	%	
			4	5	6	7	8=(4+5+6+7)	9	10	11=(9+10)	12=(8-3)	13=(12/3)	
Regular Agency Fund		420,701,000.00	78,155,296.59	90,672,776.86	78,021,996.71	0.00	246,850,070.16	0.00	0.00	0.00	(173,850,929.84)	-41 %	
Revenue Collections		420,701,000.00	78,155,296.59	90,672,776.86	78,021,996.71	0.00	246,850,070.16	0.00	0.00	0.00	(173,850,929.84)	-41 %	
Not Applicable		420,701,000.00	78,155,296.59	90,672,776.86	78,021,996.71	0.00	246,850,070.16	0.00	0.00	0.00	(173,850,929.84)	-41 %	
Non-Tax		420,701,000.00	78,155,296.59	90,672,776.86	78,021,996.71	0.00	246,850,070.16	0.00	0.00	0.00	(173,850,929.84)	-41 %	
Other Service Income	4020199099	131,093,000.00	16,989,820.61	29,519,773.44	15,812,939.83	0.00	62,322,533.88	0.00	0.00	0.00	(68,770,466.12)	-52 %	
Interest on NG Deposits	4020221001	0.00	13,347.65	0.00	915,217.47	0.00	928,565.12	0.00	0.00	0.00	928,565.12	0 %	
Subsidy from National Government	4030101000	289,608,000.00	61,152,000.00	61,152,000.00	61,152,000.00	0.00	183,456,000.00	0.00	0.00	0.00	(106,152,000.00)	-37 %	
Miscellaneous Income	4060999000	0.00	128.33	1,003.42	141,839.41	0.00	142,971.16	0.00	0.00	0.00	142,971.16	0 %	
GRAND TOTAL		420,701,000.00	78,155,296.59	90,672,776.86	78,021,996.71	0.00	246,850,070.16	0.00	0.00	0.00	(173,850,929.84)	-41 %	

Certified Correct:


 WILMA G. DULAY
 OIC, CONTROLLERSHIP
 Date:


Certified Correct:


 EILEEN ROSHAN G. VILLANUEVA
 OIC, BUDGET AND CASH
 Date:

Recommending Approval By:


 ATTY. ANNA GRACE I. MARPURI
 DEPARTMENT MANAGER
 Date:

Approved By:


 LEAH PULIDO OCAMPO
 EXECUTIVE DIRECTOR
 Date: