


**QUARTERLY PHYSICAL REPORT OF OPERATION**  
As of September 30, 2024


Department : Budgetary Support to Government Corporations (BSGC)  
 Agency/Entity : Center for International Trade Expositions and Missions  
 Operating Unit : < not applicable >  
 Organization Code (UACS) : 35 043 0000000


Particulars	UACS CODE	Physical Target (Budget Year)				Total	Physical Accomplishment (Budget Year)				Total	Variance as of September 30, 2024	Remarks
		1st Quarter	2nd Quarter	3rd Quarter	4th Quarter		1st Quarter	2nd Quarter	3rd Quarter	4th Quarter			
1	2	3	4	5	6	7	8	9	10	11	12	13	14
<b>EXPORT/TRADE PROMOTION PROGRAM</b>	<b>3101000000000000</b>												
OO : Increased Trade Promotion Activities													
Outcome Indicator(s)													
1. Percentage increase in number of companies participating in Export Promotion activities													
						20% increase from 2023 target of 718 companies	ongoing	ongoing	ongoing				20% increase is the annual target
2. Percentage of returning companies in Signature Events													
						47%	N/A	58%	N/A		58%	11%	CITEM's regular Signature Events IFEX Philippines and Manila FAME with exhibition components are scheduled in May and October 2024, respectively
3. Percentage increase in the amount of potential export orders													
						20% increase from 2023 target of US\$66.49M total export orders	114% increase over the 2023 target of US\$66.49M Total export orders	253% increase over the 2023 target of US\$66.49M Total export orders	322% increase from 2023 target of US\$66.49M Total export orders		322%	302%	The total export orders as of end September 2024 is a 322% increase from 2023 target of US\$66.49M. The significant increase in export orders are registered by the following projects: 1) Gulfood (18-23 February / Dubai., UAE), 2) IFEX Philippines (10-12 May/World Trade Center Metro Manila), and 3) China ASEAN Expo (24-28 Sept./ Nanning, Guangxi, China),
Output Indicator(s)													
1. Total export orders													
						US \$79.788M	US\$142.250 M	US\$92.243M	US\$46.288M		US \$280.781M	US\$200.993M	CITEM exhibitor-companies generated a total of US\$46.288 Million export sales for 3rd quarter 2024, which is 58% of the total target export sales for the year. This figure came from the participation in the following projects: 1) Tokyo International Gift Show and FINOPINAS (4-6 Sept 2024 and 2-13 Sept 2024 / Tokyo, Japan), and 2) China ASEAN Expo (24-28 Sept./ Nanning, Guangxi, China), Export Sales refers to the amount of Potential Export Orders as reported by CITEM Exhibitor-companies that participated in the mentioned CITEM-organized Export Promotion Projects and includes: 1) Booked Sales; 2) Sales Under Negotiation;
2. Number of companies participating in Export Promotions Activities													
						862	82	503	41		626	(236)	CITEM assisted 41 companies (exhibitors) for 3rd quarter 2024 which contributed 7% to the accumulated YTD 626 companies assisted recorded as of end-September 2024. This YTD figure represents 73% of the annual target no. of exhibitors/companies to be assisted

Department : Budgetary Support to Government Corporations (BSGC)  
 Agency/Entity : Center for International Trade Expositions and Missions  
 Operating Unit : < not applicable >  
 Organization Code (UACS) : 35 043 6000000

Particulars	UACS CODE	Physical Target (Budget Year)					Physical Accomplishment (Budget Year)					Variance as of September 30, 2024	Remarks
		1st Quarter	2nd Quarter	3rd Quarter	4th Quarter	Total	1st Quarter	2nd Quarter	3rd Quarter	4th Quarter	Total		
1	2	3	4	5	6	7	8	9	10	11	12	13	14
3. Number of Trade Inquiries in Export													
Promotion Events						6,829	4,297	23,866	612		28,775	21,946	<p>CITEM generated 612 trade inquiries for 3rd quarter 2024 which accounts for 9% of the target trade inquiries for the year. These trade inquiries came from the following projects: 1) Tokyo International Gift Show and FINOPINAS (4-6 Sept 2024 / Tokyo, Japan), and 2) China ASEAN Expo (24-28 Sept./ Nanning, Guangxi, China),</p>
4. Number of Trade Buyers attending Export													
Promotion Events						3,221	1,730	1,141	275		3,146	(75)	<p>A total of 275 trade buyers have registered for 3rd quarter of 2024 which is 9% of the target trade buyers for the year. This figure was based on registered unique trade buyers count from the following: 1) Tokyo International Gift Show and FINOPINAS (4-6 Sept 2024 and 2-13 Sept 2024 / Tokyo, Japan), and 2) China ASEAN Expo (24-28 Sept./ Nanning, Guangxi, China). Note that this is a preliminary figure and shall be updated based on encoded data in CITEM's database, the Visitors Profile System (VPS).</p>

Prepared By:   
 ATTY. EYA MARIE MARIQUINA  
 OIC, Corporate Planning Division  
 Date: October 30, 2024 08:03 PM

In coordination with:   
 MA. LOURDES D. MEDRAN  
 Deputy Executive Director  
 Date: October 30, 2024 08:03 PM

Approved By:   
 LEAH RUEDA  
 Executive Director  
 Date: October 30, 2024 08:08 PM

STATEMENT OF APPROPRIATIONS, ALLOTMENTS, OBLIGATIONS, DISBURSEMENTS AND BALANCES  
As at the Quarter Ending September 30, 2024

Department : Budgetary Support to Government Corporations (BSGC)  
Agency/Entity : Center for International Trade Expositions and Missions  
Operating Unit : < not applicable >  
Organization Code : 35 043 0000000  
Fund Cluster : 01 - Regular Agency Fund  
(e.g. UACS Fund Cluster: 01-Regular Agency Fund, 02-Foreign Assisted Projects Fund, 03-Special Account-Locally Funded/Domestic Grants Fund, and 04-Special Account-Foreign Assisted/Foreign Grants Fund)

X Current Year Appropriations  
Supplemental Appropriations  
Continuing Appropriations

Particulars	UACS CODE	Appropriations		Allotments					Current Year Obligations					Current Year Disbursements					Balances				
		Authorized Appropriations	Adjustments (Transfer To/From, Modifications/Augmentations)	Adjusted Appropriations	Allotments Received	Adjustments (Reductions, Modifications/Augmentation)	Transfer To	Transfer From	Adjusted Allotments	1st Quarter Ending March 31	2nd Quarter Ending June 30	3rd Quarter Ending September 30	4th Quarter Ending December 31	Total	1st Quarter Ending March 31	2nd Quarter Ending June 30	3rd Quarter Ending September 30	4th Quarter Ending December 31	Total	Unreleased Appropriations	Unobligated Allotments	Unpaid Obligations (15-20)=(23+24)	
1	2	3	4	5=(3+4)	6	7	8	9	10=(8+9-7)	11	12	13	14	15=(11+12+13+14)	16	17	18	19	20=(16+17+18+19)	21	22	23	24
<b>I. Agency Specific Budget</b>		<b>195,557,000.00</b>	<b>0.00</b>	<b>195,557,000.00</b>	<b>195,557,000.00</b>	<b>0.00</b>	<b>0.00</b>	<b>0.00</b>	<b>195,557,000.00</b>	<b>40,669,393.15</b>	<b>65,491,403.74</b>	<b>36,063,180.44</b>	<b>0.00</b>	<b>142,223,977.33</b>	<b>22,201,858.46</b>	<b>38,893,232.40</b>	<b>55,291,751.76</b>	<b>0.00</b>	<b>116,386,842.62</b>	<b>0.00</b>	<b>53,333,022.67</b>	<b>0.00</b>	<b>25,837,134.71</b>
General Administration and Support	10000000 0000000	34,147,000.00	0.00	34,147,000.00	34,147,000.00	0.00	0.00	0.00	34,147,000.00	4,732,997.83	4,820,943.66	7,735,915.93	0.00	17,289,857.42	2,883,617.72	3,597,649.29	7,966,653.59	0.00	14,447,920.60	0.00	16,857,142.58	0.00	2,841,936.82
General Management and Supervision	10000010 0001000	34,147,000.00	0.00	34,147,000.00	34,147,000.00	0.00	0.00	0.00	34,147,000.00	4,732,997.83	4,820,943.66	7,735,915.93	0.00	17,289,857.42	2,883,617.72	3,597,649.29	7,966,653.59	0.00	14,447,920.60	0.00	16,857,142.58	0.00	2,841,936.82
MOOE Sub-Total, General Administration and Support		34,147,000.00	0.00	34,147,000.00	34,147,000.00	0.00	0.00	0.00	34,147,000.00	4,732,997.83	4,820,943.66	7,735,915.93	0.00	17,289,857.42	2,883,617.72	3,597,649.29	7,966,653.59	0.00	14,447,920.60	0.00	16,857,142.58	0.00	2,841,936.82
PS		0.00	0.00	0.00	0.00	0.00	0.00	0.00	0.00	0.00	0.00	0.00	0.00	0.00	0.00	0.00	0.00	0.00	0.00	0.00	0.00	0.00	0.00
MOOE		34,147,000.00	0.00	34,147,000.00	34,147,000.00	0.00	0.00	0.00	34,147,000.00	4,732,997.83	4,820,943.66	7,735,915.93	0.00	17,289,857.42	2,883,617.72	3,597,649.29	7,966,653.59	0.00	14,447,920.60	0.00	16,857,142.58	0.00	2,841,936.82
FinEx (if Applicable)		0.00	0.00	0.00	0.00	0.00	0.00	0.00	0.00	0.00	0.00	0.00	0.00	0.00	0.00	0.00	0.00	0.00	0.00	0.00	0.00	0.00	0.00
CO		0.00	0.00	0.00	0.00	0.00	0.00	0.00	0.00	0.00	0.00	0.00	0.00	0.00	0.00	0.00	0.00	0.00	0.00	0.00	0.00	0.00	0.00
Support to Operations	20000000 0000000	26,326,000.00	0.00	26,326,000.00	26,326,000.00	0.00	0.00	0.00	26,326,000.00	10,876,015.07	5,913,014.88	6,277,119.30	0.00	23,066,149.25	4,516,175.03	6,188,847.80	6,164,717.79	0.00	16,869,740.62	0.00	3,259,850.75	0.00	6,196,408.63
Institutional promotion and information services management	20000010 0001000	26,326,000.00	0.00	26,326,000.00	26,326,000.00	0.00	0.00	0.00	26,326,000.00	10,876,015.07	5,913,014.88	6,277,119.30	0.00	23,066,149.25	4,516,175.03	6,188,847.80	6,164,717.79	0.00	16,869,740.62	0.00	3,259,850.75	0.00	6,196,408.63
MOOE Sub-Total, Support to Operations		26,326,000.00	0.00	26,326,000.00	26,326,000.00	0.00	0.00	0.00	26,326,000.00	10,876,015.07	5,913,014.88	6,277,119.30	0.00	23,066,149.25	4,516,175.03	6,188,847.80	6,164,717.79	0.00	16,869,740.62	0.00	3,259,850.75	0.00	6,196,408.63
PS		0.00	0.00	0.00	0.00	0.00	0.00	0.00	0.00	0.00	0.00	0.00	0.00	0.00	0.00	0.00	0.00	0.00	0.00	0.00	0.00	0.00	0.00
MOOE		26,326,000.00	0.00	26,326,000.00	26,326,000.00	0.00	0.00	0.00	26,326,000.00	10,876,015.07	5,913,014.88	6,277,119.30	0.00	23,066,149.25	4,516,175.03	6,188,847.80	6,164,717.79	0.00	16,869,740.62	0.00	3,259,850.75	0.00	6,196,408.63
FinEx (if Applicable)		0.00	0.00	0.00	0.00	0.00	0.00	0.00	0.00	0.00	0.00	0.00	0.00	0.00	0.00	0.00	0.00	0.00	0.00	0.00	0.00	0.00	0.00
CO		0.00	0.00	0.00	0.00	0.00	0.00	0.00	0.00	0.00	0.00	0.00	0.00	0.00	0.00	0.00	0.00	0.00	0.00	0.00	0.00	0.00	0.00
Operations	30000000 0000000	135,084,000.00	0.00	135,084,000.00	135,084,000.00	0.00	0.00	0.00	135,084,000.00	25,060,380.25	54,757,445.20	22,050,145.21	0.00	101,867,970.66	14,802,065.71	29,106,735.31	41,160,380.38	0.00	85,069,181.40	0.00	33,216,029.34	0.00	16,798,789.26
OO : Increased Trade Promotion Activities		135,084,000.00	0.00	135,084,000.00	135,084,000.00	0.00	0.00	0.00	135,084,000.00	25,060,380.25	54,757,445.20	22,050,145.21	0.00	101,867,970.66	14,802,065.71	29,106,735.31	41,160,380.38	0.00	85,069,181.40	0.00	33,216,029.34	0.00	16,798,789.26
EXPORT/TRADE PROMOTION PROGRAM		135,084,000.00	0.00	135,084,000.00	135,084,000.00	0.00	0.00	0.00	135,084,000.00	25,060,380.25	54,757,445.20	22,050,145.21	0.00	101,867,970.66	14,802,065.71	29,106,735.31	41,160,380.38	0.00	85,069,181.40	0.00	33,216,029.34	0.00	16,798,789.26
Signature Events	31010010 0001000	135,084,000.00	0.00	135,084,000.00	135,084,000.00	0.00	0.00	0.00	135,084,000.00	25,060,380.25	54,757,445.20	22,050,145.21	0.00	101,867,970.66	14,802,065.71	29,106,735.31	41,160,380.38	0.00	85,069,181.40	0.00	33,216,029.34	0.00	16,798,789.26
MOOE Sub-Total, Operations		135,084,000.00	0.00	135,084,000.00	135,084,000.00	0.00	0.00	0.00	135,084,000.00	25,060,380.25	54,757,445.20	22,050,145.21	0.00	101,867,970.66	14,802,065.71	29,106,735.31	41,160,380.38	0.00	85,069,181.40	0.00	33,216,029.34	0.00	16,798,789.26
PS		0.00	0.00	0.00	0.00	0.00	0.00	0.00	0.00	0.00	0.00	0.00	0.00	0.00	0.00	0.00	0.00	0.00	0.00	0.00	0.00	0.00	0.00
MOOE		135,084,000.00	0.00	135,084,000.00	135,084,000.00	0.00	0.00	0.00	135,084,000.00	25,060,380.25	54,757,445.20	22,050,145.21	0.00	101,867,970.66	14,802,065.71	29,106,735.31	41,160,380.38	0.00	85,069,181.40	0.00	33,216,029.34	0.00	16,798,789.26
FinEx (if Applicable)		0.00	0.00	0.00	0.00	0.00	0.00	0.00	0.00	0.00	0.00	0.00	0.00	0.00	0.00	0.00	0.00	0.00	0.00	0.00	0.00	0.00	0.00
CO		0.00	0.00	0.00	0.00	0.00	0.00	0.00	0.00	0.00	0.00	0.00	0.00	0.00	0.00	0.00	0.00	0.00	0.00	0.00	0.00	0.00	0.00


STATEMENT OF APPROPRIATIONS, ALLOTMENTS, OBLIGATIONS, DISBURSEMENTS AND BALANCES  
As at the Quarter Ending September 30, 2024

Department : Budgetary Support to Government Corporations (BSGC)  
Agency/Entity : Center for International Trade Expositions and Missions  
Operating Unit : < not applicable >  
Organization Code : 35 043 000000  
Fund Cluster : 01 - Regular Agency Fund

X Current Year Appropriations  
Supplemental Appropriations  
Continuing Appropriations

(e.g. UACS Fund Cluster: 01-Regular Agency Fund, 02-Foreign Assisted Projects Fund, 03-Special Account-Locally Funded/Domestic Grants Fund, and 04-Special Account-Foreign Assisted/Foreign Grants Fund)

Particulars	UACS CODE	Appropriations		Allotments				Current Year Obligations					Current Year Disbursements				Balances		Unpaid Obligations				
		Authorized Appropriations	Adjustments (Transfer To/From, Modifications/)	Adjusted Appropriations	Alotments Received	Adjustments (Reductions, Modifications/ Augmentation)	Transfer To	Transfer From	Adjusted Allotments	1st Quarter Ending March 31	2nd Quarter Ending June 30	3rd Quarter Ending September 30	4th Quarter Ending December 31	Total	1st Quarter Ending March 31	2nd Quarter Ending June 30	3rd Quarter Ending September 30	4th Quarter Ending December 31	Total	Unreleased Appropriations	Unobligated Allotments	Due and Demandable (15-20)	Not Yet Due and Demandable (21-24)
1	2	3	4	5=(3+4)	6	7	8	9	10=(9+(-)-7-8+9)	11	12	13	14	15=(11+12+13+14)	16	17	18	19	20=(16+17+18+19)	21	22	23	24
<b>Sub-Total, I. Agency Specific Budget</b>		195,557,000.00	0.00	195,557,000.00	195,557,000.00	0.00	0.00	0.00	195,557,000.00	40,669,393.15	65,491,403.74	36,063,180.44	0.00	142,223,977.33	22,201,858.46	38,893,232.40	55,291,751.76	0.00	116,386,842.62	0.00	53,333,022.67	0.00	25,837,134.71
PS		0.00	0.00	0.00	0.00	0.00	0.00	0.00	0.00	0.00	0.00	0.00	0.00	0.00	0.00	0.00	0.00	0.00	0.00	0.00	0.00	0.00	0.00
MOOE		195,557,000.00	0.00	195,557,000.00	195,557,000.00	0.00	0.00	0.00	195,557,000.00	40,669,393.15	65,491,403.74	36,063,180.44	0.00	142,223,977.33	22,201,858.46	38,893,232.40	55,291,751.76	0.00	116,386,842.62	0.00	53,333,022.67	0.00	25,837,134.71
FinEx (if Applicable)		0.00	0.00	0.00	0.00	0.00	0.00	0.00	0.00	0.00	0.00	0.00	0.00	0.00	0.00	0.00	0.00	0.00	0.00	0.00	0.00	0.00	0.00
CO		0.00	0.00	0.00	0.00	0.00	0.00	0.00	0.00	0.00	0.00	0.00	0.00	0.00	0.00	0.00	0.00	0.00	0.00	0.00	0.00	0.00	0.00
<b>IV. Reversion of the Unobligated Allotments charged against R.A. Nos. 11485 and 11494</b>		0.00	0.00	0.00	0.00	0.00	0.00	0.00	0.00	0.00	0.00	0.00	0.00	0.00	0.00	0.00	0.00	0.00	0.00	0.00	0.00	0.00	0.00
<b>GRAND TOTAL</b>		195,557,000.00	0.00	195,557,000.00	195,557,000.00	0.00	0.00	0.00	195,557,000.00	40,669,393.15	65,491,403.74	36,063,180.44	0.00	142,223,977.33	22,201,858.46	38,893,232.40	55,291,751.76	0.00	116,386,842.62	0.00	53,333,022.67	0.00	25,837,134.71
MOOE		195,557,000.00	0.00	195,557,000.00	195,557,000.00	0.00	0.00	0.00	195,557,000.00	40,669,393.15	65,491,403.74	36,063,180.44	0.00	142,223,977.33	22,201,858.46	38,893,232.40	55,291,751.76	0.00	116,386,842.62	0.00	53,333,022.67	0.00	25,837,134.71
<b>Recapitulation by OO:</b>																							
I. Agency Specific Budget		135,084,000.00	0.00	135,084,000.00	135,084,000.00	0.00	0.00	0.00	135,084,000.00	25,060,380.25	54,757,445.20	22,050,145.21	0.00	101,867,970.66	14,802,065.71	29,106,735.31	41,160,380.38	0.00	85,069,181.40	0.00	33,216,029.34	0.00	16,798,789.26
EXPORT/TRADE		135,084,000.00	0.00	135,084,000.00	135,084,000.00	0.00	0.00	0.00	135,084,000.00	25,060,380.25	54,757,445.20	22,050,145.21	0.00	101,867,970.66	14,802,065.71	29,106,735.31	41,160,380.38	0.00	85,069,181.40	0.00	33,216,029.34	0.00	16,798,789.26

Certified Correct:  
  
 WANDA DUYA  
 Chief, Budget & Cash Division  
 Date:

Recommending Approval By:  
  
 MA. LOURDES D. MEDIRAN  
 Deputy Executive Director  
 Date:

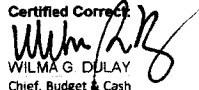
Approved By:  
  
 LEAH POLIDO OCAMPO  
 Executive Director  
 Date:

**SUMMARY OF APPROPRIATIONS, ALLOTMENTS, OBLIGATIONS, DISBURSEMENTS AND BALANCES BY OBJECT OF EXPENDITURES**  
As at the Quarter Ending September 30, 2024


Department : Budgetary Support to Government Corporations (BSGC)  
 Agency/Entity : Center for International Trade Expositions and Missions  
 Operating Unit : < not applicable >  
 Organization : 35 043 0000000  
 Fund Cluster : 01 - Regular Agency Fund

X Current Year Appropriations  
 Supplemental Appropriations  
 Continuing Appropriations

Particulars	UACS CODE	Authorized Appropriations	Appropriations Adjustments		Adjusted Appropriations	Allotments		Obligations						Disbursements				Balances						
			(Transfer To/From, Modifications/ Augmentation)			Received	Transfer To	Transfer From	Adjusted Allotments	1st Quarter Ending March 31	2nd Quarter Ending June 30	3rd Quarter Ending September 30	4th Quarter Ending December 31	Total	1st Quarter Ending March 31	2nd Quarter Ending June 30	3rd Quarter Ending September 30	4th Quarter Ending December 31	Total	Unreleased Appropriations	Unobligated Allotments	Unpaid Obligations (15-20)=(23+24)		
1	2	3	4	5=(3+4)	6	7	8	9	10=(8+(-7)+9)	11	12	13	14	15=(11+12+13+14)	16	17	18	19	20=(16+17+18+19)	21=(5-10)	22=(10-15)	23	24	
<b>SUMMARY</b>		195,557,000.00	0.00	195,557,000.00	195,557,000.00	0.00	0.00	0.00	0.00	195,557,000.00	40,669,393.15	65,491,403.74	36,063,180.44	0.00	142,223,977.33	22,201,858.46	38,893,232.40	55,291,751.76	0.00	116,386,842.62	0.00	53,333,022.67	0.00	25,837,134.71
<b>A. AGENCY SPECIFIC BUDGET</b>		195,557,000.00	0.00	195,557,000.00	195,557,000.00	0.00	0.00	0.00	0.00	195,557,000.00	40,669,393.15	65,491,403.74	36,063,180.44	0.00	142,223,977.33	22,201,858.46	38,893,232.40	55,291,751.76	0.00	116,386,842.62	0.00	53,333,022.67	0.00	25,837,134.71
Maintenance and Other Operating Expenses		195,557,000.00	0.00	195,557,000.00	195,557,000.00	0.00	0.00	0.00	0.00	195,557,000.00	40,669,393.15	65,491,403.74	36,063,180.44	0.00	142,223,977.33	22,201,858.46	38,893,232.40	55,291,751.76	0.00	116,386,842.62	0.00	53,333,022.67	0.00	25,837,134.71
Financial Assistance/Subsidy		195,557,000.00	0.00	195,557,000.00	195,557,000.00	0.00	0.00	0.00	0.00	195,557,000.00	40,669,393.15	65,491,403.74	36,063,180.44	0.00	142,223,977.33	22,201,858.46	38,893,232.40	55,291,751.76	0.00	116,386,842.62	0.00	53,333,022.67	0.00	25,837,134.71
Budgetary Support to Government-Owned and/or Subsidy Support to Operations of GOCCs	502140 4000 502140 4001	195,557,000.00	0.00	195,557,000.00	195,557,000.00	0.00	0.00	0.00	0.00	195,557,000.00	40,669,393.15	65,491,403.74	36,063,180.44	0.00	142,223,977.33	22,201,858.46	38,893,232.40	55,291,751.76	0.00	116,386,842.62	0.00	53,333,022.67	0.00	25,837,134.71
<b>GRAND TOTAL</b>		195,557,000.00	0.00	195,557,000.00	195,557,000.00	0.00	0.00	0.00	0.00	195,557,000.00	40,669,393.15	65,491,403.74	36,063,180.44	0.00	142,223,977.33	22,201,858.46	38,893,232.40	55,291,751.76	0.00	116,386,842.62	0.00	53,333,022.67	0.00	25,837,134.71

Certified Correct:  
  
 WILMA G. DULAY  
 Chief, Budget & Cash  
 Date: \_\_\_\_\_

Recommending Approval By:  
  
 MA. LOURDES D. MEDIRÁN  
 Deputy Executive Director  
 Date: \_\_\_\_\_

Approved By:  
  
 LEAH PULIDO OCAMPO  
 Executive Director  
 Date: \_\_\_\_\_

**MONTHLY REPORT OF DISBURSEMENTS**  
For the month of July 2024

Department : Budgetary Support to Government Corporations (BSGC)  
 Agency/Entity : Center for International Trade Expositions and Missions  
 Operating Unit : < not applicable >  
 Organization Code (UACS) : 35 043 0000000  
 Fund Cluster : 01 - Regular Agency Fund

Particulars	Current Year Budget					Prior Year's Budget		SUB-TOTAL	Grand Total			Remarks
	PS	MOOE	FinEx	CO	TOTAL	Prior Year's Accounts Payable			MOOE	FinEx	TOTAL	
						PS	MOOE					
1	2	3	4	5	6=(2+3+4+5)	7	8	18=(6+17)	24	25	27=(23+24+25+26)	28
CASH DISBURSEMENTS	0.00	27,898,883.69	3,501.45	0.00	27,902,385.14	0.00	0.00	27,902,385.14	27,898,883.69	3,501.45	27,902,385.14	
Notice of Cash Allocation (NCA)	0.00	27,898,883.69	3,501.45	0.00	27,902,385.14	0.00	0.00	27,902,385.14	27,898,883.69	3,501.45	27,902,385.14	
MDS Checks Issued	0.00	25,696,937.78	1,257.85	0.00	25,698,195.63	0.00	0.00	25,698,195.63	25,696,937.78	1,257.85	25,698,195.63	
Advice to Debit Account	0.00	2,201,945.91	2,243.60	0.00	2,204,189.51	0.00	0.00	2,204,189.51	2,201,945.91	2,243.60	2,204,189.51	
Notice of Transfer Allocations (NTA)	0.00	0.00	0.00	0.00	0.00	0.00	0.00	0.00	0.00	0.00	0.00	
MDS Checks Issued	0.00	0.00	0.00	0.00	0.00	0.00	0.00	0.00	0.00	0.00	0.00	
Advice to Debit Account	0.00	0.00	0.00	0.00	0.00	0.00	0.00	0.00	0.00	0.00	0.00	
Working Fund for FAPs	0.00	0.00	0.00	0.00	0.00	0.00	0.00	0.00	0.00	0.00	0.00	
Cash Disbursement Ceiling (CDC)	0.00	0.00	0.00	0.00	0.00	0.00	0.00	0.00	0.00	0.00	0.00	
<b>TOTAL CASH DISBURSEMENTS</b>	<b>0.00</b>	<b>27,898,883.69</b>	<b>3,501.45</b>	<b>0.00</b>	<b>27,902,385.14</b>	<b>0.00</b>	<b>0.00</b>	<b>27,902,385.14</b>	<b>27,902,385.14</b>	<b>2,243.60</b>	<b>27,902,385.14</b>	
NON-CASH DISBURSEMENTS	0.00	0.00	0.00	0.00	0.00	0.00	0.00	0.00	0.00	0.00	0.00	
Tax Remittance Advices Issued (TRA)	0.00	0.00	0.00	0.00	0.00	0.00	0.00	0.00	0.00	0.00	0.00	
Non-Cash Availment Authority (NCAA)	0.00	0.00	0.00	0.00	0.00	0.00	0.00	0.00	0.00	0.00	0.00	
<b>TOTAL NON-CASH DISBURSEMENTS</b>	<b>0.00</b>	<b>0.00</b>	<b>0.00</b>	<b>0.00</b>	<b>0.00</b>	<b>0.00</b>	<b>0.00</b>	<b>0.00</b>	<b>0.00</b>	<b>0.00</b>	<b>0.00</b>	
<b>GRAND TOTAL</b>	<b>0.00</b>	<b>27,898,883.69</b>	<b>3,501.45</b>	<b>0.00</b>	<b>27,902,385.14</b>	<b>0.00</b>	<b>0.00</b>	<b>27,902,385.14</b>	<b>27,902,385.14</b>	<b>2,243.60</b>	<b>27,902,385.14</b>	

**SUMMARY**

Particulars (1)	Previous Report (2)	This Month (3)	As at Date (4)
Total Disbursement Authorities Received	90,840,000.00	11,480,000.00	102,320,000.00
NCA	90,840,000.00	11,480,000.00	102,320,000.00
NTA	0.00	0.00	0.00
Working Fund	0.00	0.00	0.00
TRA	0.00	0.00	0.00
CDC	0.00	0.00	0.00
NCAA	0.00	0.00	0.00
Less: Notice of Transfer of Allocations (NTA)* issued	0.00	0.00	0.00
Total Disbursement Authorities Available	90,840,000.00	11,480,000.00	102,320,000.00
Less:	0.00	0.00	0.00
Lapsed NCA	0.00	0.00	0.00
Disbursements	61,210,015.93	27,902,385.14	89,112,401.07
Less: Other Non-Cash Disbursements	0.00	0.00	0.00
Disbursements effected through outright deductions from claims	0.00	0.00	0.00
Overpayment of expenses(e.g. personnel benefits)	0.00	0.00	0.00
Restitution for loss of government property	0.00	0.00	0.00
Liquidated damages and similar claims	0.00	0.00	0.00
Others (e.g. TEF, BTr, Docs Stamp, etc.)	0.00	0.00	0.00
Add/Less: Adjustments (e.g. cancelled/staled checks)	0.00	0.00	0.00
Balance of Disbursement Authorities as at date	29,629,984.07	(16,422,385.14)	13,207,598.93
Total Disbursements Program	90,840,000.00	11,480,000.00	102,320,000.00
Less: *Actual Disbursements	61,210,015.93	27,902,385.14	89,112,401.07
(Over)/Under spending	29,629,984.07	(16,422,385.14)	13,207,598.93


Notes: \* The use of NTA is discouraged

Notes: \*\* Amounts should tally with the grand total disbursement (column 27).


Certified Correct:

  
**MALERNA C. BUÑAO**  
 Chief Accountant

Recommending Approval:

  
**MA. LOURDES D. MEDIRAN**  
 Deputy Executive Director

Approved by:

  
**LEAH PULIDO OCAMPO**  
 Executive Director

**MONTHLY REPORT OF DISBURSEMENTS**  
For the month of August 2024

Department : Budgetary Support to Government Corporations (BSGC)  
 Agency/Entity : Center for International Trade Expositions and Missions  
 Operating Unit : < not applicable >  
 Organization Code (UACS) : 35 043 0000000  
 Fund Cluster : 01 - Regular Agency Fund

Particulars	Current Year Budget					Prior Year's Budget		SUB-TOTAL	Grand Total			Remarks
	PS	MOOE	FinEx	CO	TOTAL	Prior Year's Accounts Payable			MOOE	FinEx	TOTAL	
						PS	MOOE					
1	2	3	4	5	6=(2+3+4+5)	7	8	18=(6+17)	24	25	27=(23+24+25+26)28	
CASH DISBURSEMENTS	0.00	14,025,501.86	19,373.99	0.00	14,044,875.85	0.00	0.00	14,044,875.85	14,025,501.86	19,373.99	14,044,875.85	
Notice of Cash Allocation (NCA)	0.00	14,025,501.86	19,373.99	0.00	14,044,875.85	0.00	0.00	14,044,875.85	14,025,501.86	19,373.99	14,044,875.85	
MDS Checks Issued	0.00	8,449,229.44	0.00	0.00	8,449,229.44	0.00	0.00	8,449,229.44	8,449,229.44	0.00	8,449,229.44	
Advice to Debit Account	0.00	5,576,272.42	19,373.99	0.00	5,595,646.41	0.00	0.00	5,595,646.41	5,576,272.42	19,373.99	5,595,646.41	
Notice of Transfer Allocations (NTA)	0.00	0.00	0.00	0.00	0.00	0.00	0.00	0.00	0.00	0.00	0.00	
MDS Checks Issued	0.00	0.00	0.00	0.00	0.00	0.00	0.00	0.00	0.00	0.00	0.00	
Advice to Debit Account	0.00	0.00	0.00	0.00	0.00	0.00	0.00	0.00	0.00	0.00	0.00	
Working Fund for FAPs	0.00	0.00	0.00	0.00	0.00	0.00	0.00	0.00	0.00	0.00	0.00	
Cash Disbursement Ceiling (CDC)	0.00	0.00	0.00	0.00	0.00	0.00	0.00	0.00	0.00	0.00	0.00	
<b>TOTAL CASH DISBURSEMENTS</b>	<b>0.00</b>	<b>14,025,501.86</b>	<b>19,373.99</b>	<b>0.00</b>	<b>14,044,875.85</b>	<b>0.00</b>	<b>0.00</b>	<b>14,044,875.85</b>	<b>14,044,875.85</b>	<b>19,373.99</b>	<b>14,044,875.85</b>	
NON-CASH DISBURSEMENTS	0.00	0.00	0.00	0.00	0.00	0.00	0.00	0.00	0.00	0.00	0.00	
Tax Remittance Advices Issued (TRA)	0.00	0.00	0.00	0.00	0.00	0.00	0.00	0.00	0.00	0.00	0.00	
Non-Cash Availment Authority (NCAA)	0.00	0.00	0.00	0.00	0.00	0.00	0.00	0.00	0.00	0.00	0.00	
<b>TOTAL NON-CASH DISBURSEMENTS</b>	<b>0.00</b>	<b>0.00</b>	<b>0.00</b>	<b>0.00</b>	<b>0.00</b>	<b>0.00</b>	<b>0.00</b>	<b>0.00</b>	<b>0.00</b>	<b>0.00</b>	<b>0.00</b>	
<b>GRAND TOTAL</b>	<b>0.00</b>	<b>14,025,501.86</b>	<b>19,373.99</b>	<b>0.00</b>	<b>14,044,875.85</b>	<b>0.00</b>	<b>0.00</b>	<b>14,044,875.85</b>	<b>14,044,875.85</b>	<b>19,373.99</b>	<b>14,044,875.85</b>	

**SUMMARY**

Particulars (1)	Previous Report (2)	This Month (3)	As at Date (4)
Total Disbursement Authorities Received	102,320,000.00	14,922,000.00	117,242,000.00
NCA	102,320,000.00	14,922,000.00	117,242,000.00
NTA	0.00	0.00	0.00
Working Fund	0.00	0.00	0.00
TRA	0.00	0.00	0.00
CDC	0.00	0.00	0.00
NCAA	0.00	0.00	0.00
Less: Notice of Transfer of Allocations (NTA)* issued	0.00	0.00	0.00
Total Disbursement Authorities Available	102,320,000.00	14,922,000.00	117,242,000.00
Less:	0.00	0.00	0.00
Lapsed NCA	0.00	0.00	0.00
Disbursements	89,112,401.07	14,044,875.85	103,157,276.92
Less: Other Non-Cash Disbursements	0.00	0.00	0.00
Disbursements effected through outright deductions from claims	0.00	0.00	0.00
Overpayment of expenses(e.g. personnel benefits)	0.00	0.00	0.00
Restitution for loss of government property	0.00	0.00	0.00
Liquidated damages and similar claims	0.00	0.00	0.00
Others (e.g. TEF, BTr, Docs Stamp, etc.)	0.00	0.00	0.00
Add/Less: Adjustments (e.g. cancelled/staled checks)	0.00	0.00	0.00
Balance of Disbursement Authorities as at date	13,207,598.93	877,124.15	14,084,723.08
Total Disbursements Program	102,320,000.00	14,922,000.00	117,242,000.00
Less: *Actual Disbursements	89,112,401.07	14,044,875.85	103,157,276.92
(Over)/Under spending	13,207,598.93	877,124.15	14,084,723.08

Notes: \* The use of NTA is discouraged

Notes: \*\* Amounts should tally with the grand total disbursement (column 27).

Certified Correct:

*MALERNA C. BUYAO*  
**MALERNA C. BUYAO**  
 Chief Accountant

Recommending Approval:

*MA. LOURDES D. MEDIRAN*  
**MA. LOURDES D. MEDIRAN**  
 Deputy Executive Director

Approved by:

*LEAN PULIDO OCAMPO*  
**LEAN PULIDO OCAMPO**  
 Executive Director

**MONTHLY REPORT OF DISBURSEMENTS**  
**For the month of September 2024**

Department : Budgetary Support to Government Corporations (BSGC)  
 Agency/Entity : Center for International Trade Expositions and Missions  
 Operating Unit : < not applicable >  
 Organization Code (UACS) : 35 043 0000000  
 Fund Cluster : 01 - Regular Agency Fund

Particulars	Current Year Budget					Prior Year's Budget		SUB-TOTAL	Grand Total			Remarks
	PS	MOOE	FinEx	CO	TOTAL	Prior Year's Accounts Payable			MOOE	FinEx	TOTAL	
						PS	MOOE					
1	2	3	4	5	6=(2+3+4+5)	7	8	18=(6+17)	24	25	27=(23+24+25+26)	28
CASH DISBURSEMENTS	0.00	13,302,293.17	40,863.61	0.00	13,343,156.78	0.00	0.00	13,343,156.78	13,302,293.17	40,863.61	13,343,156.78	
Notice of Cash Allocation (NCA)	0.00	13,302,293.17	40,863.61	0.00	13,343,156.78	0.00	0.00	13,343,156.78	13,302,293.17	40,863.61	13,343,156.78	
MDS Checks Issued	0.00	5,021,226.42	0.00	0.00	5,021,226.42	0.00	0.00	5,021,226.42	5,021,226.42	0.00	5,021,226.42	
Advice to Debit Account	0.00	8,281,066.75	40,863.61	0.00	8,321,930.36	0.00	0.00	8,321,930.36	8,281,066.75	40,863.61	8,321,930.36	
Notice of Transfer Allocations (NTA)	0.00	0.00	0.00	0.00	0.00	0.00	0.00	0.00	0.00	0.00	0.00	
MDS Checks Issued	0.00	0.00	0.00	0.00	0.00	0.00	0.00	0.00	0.00	0.00	0.00	
Advice to Debit Account	0.00	0.00	0.00	0.00	0.00	0.00	0.00	0.00	0.00	0.00	0.00	
Working Fund for FAPs	0.00	0.00	0.00	0.00	0.00	0.00	0.00	0.00	0.00	0.00	0.00	
Cash Disbursement Ceiling (CDC)	0.00	0.00	0.00	0.00	0.00	0.00	0.00	0.00	0.00	0.00	0.00	
<b>TOTAL CASH DISBURSEMENTS</b>	<b>0.00</b>	<b>13,302,293.17</b>	<b>40,863.61</b>	<b>0.00</b>	<b>13,343,156.78</b>	<b>0.00</b>	<b>0.00</b>	<b>13,343,156.78</b>	<b>13,343,156.78</b>	<b>40,863.61</b>	<b>13,343,156.78</b>	
NON-CASH DISBURSEMENTS	0.00	0.00	0.00	0.00	0.00	0.00	0.00	0.00	0.00	0.00	0.00	
Tax Remittance Advices Issued (TRA)	0.00	0.00	0.00	0.00	0.00	0.00	0.00	0.00	0.00	0.00	0.00	
Non-Cash Availment Authority (NCAA)	0.00	0.00	0.00	0.00	0.00	0.00	0.00	0.00	0.00	0.00	0.00	
<b>TOTAL NON-CASH DISBURSEMENTS</b>	<b>0.00</b>	<b>0.00</b>	<b>0.00</b>	<b>0.00</b>	<b>0.00</b>	<b>0.00</b>	<b>0.00</b>	<b>0.00</b>	<b>0.00</b>	<b>0.00</b>	<b>0.00</b>	
<b>GRAND TOTAL</b>	<b>0.00</b>	<b>13,302,293.17</b>	<b>40,863.61</b>	<b>0.00</b>	<b>13,343,156.78</b>	<b>0.00</b>	<b>0.00</b>	<b>13,343,156.78</b>	<b>13,343,156.78</b>	<b>40,863.61</b>	<b>13,343,156.78</b>	

**SUMMARY**

Particulars (1)	Previous Report (2)	This Month (3)	As at Date (4)
Total Disbursement Authorities Received	117,242,000.00	25,854,000.00	143,096,000.00
NCA	117,242,000.00	25,854,000.00	143,096,000.00
NTA	0.00	0.00	0.00
Working Fund	0.00	0.00	0.00
TRA	0.00	0.00	0.00
CDC	0.00	0.00	0.00
NCAA	0.00	0.00	0.00
Less: Notice of Transfer of Allocations (NTA)* issued	0.00	0.00	0.00
Total Disbursement Authorities Available	117,242,000.00	25,854,000.00	143,096,000.00
Less:	0.00	0.00	0.00
Lapsed NCA	0.00	0.00	0.00
Disbursements	103,157,276.92	13,343,156.78	116,500,433.70
Less: Other Non-Cash Disbursements	0.00	0.00	0.00
Disbursements effected through outright deductions from claims	0.00	0.00	0.00
Overpayment of expenses(e.g. personnel benefits)	0.00	0.00	0.00
Restitution for loss of government property	0.00	0.00	0.00
Liquidated damages and similar claims	0.00	0.00	0.00
Others (e.g. TEF, BTr, Docs Stamp, etc.)	0.00	0.00	0.00
Add/Less: Adjustments (e.g. cancelled/staled checks)	0.00	0.00	0.00
Balance of Disbursement Authorities as at date	14,084,723.08	12,510,843.22	26,595,566.30
Total Disbursements Program	117,242,000.00	25,854,000.00	143,096,000.00
Less: *Actual Disbursements	103,157,276.92	13,343,156.78	116,500,433.70
(Over)/Under spending	14,084,723.08	12,510,843.22	26,595,566.30

Notes: \* The use of NTA is discouraged

Notes: \*\* Amounts should tally with the grand total disbursemt (column 27).

Certified Correct:

  
**MALERNA C. BUYAO**  
 Chief Accountant

Recommending Approval:

  
**MA. LOURDES D. MEDIRAN**  
 Deputy Executive Director

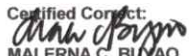

Approved by:



  
**LEAH PULIDO OCAMPO**  
 Executive Director


**QUARTERLY REPORT OF REVENUE AND OTHER RECEIPTS**  
As at the Quarter Ending September 30, 2024


Department : Budgetary Support to Government Corporations (BSGC)  
 Agency/Entity : Center for International Trade Expositions and Missions  
 Operating Unit : < not applicable >  
 Organization Code (UACS) : 35 043 0000000  
 Fund Cluster : 01 - Regular Agency Fund

Classification/Sources of Revenue and Other Receipts	UACS CODE	REVENUE TARGET (Annual) per BESF	Actual Revenue and Other Receipts Collections					Cumulative Remittance/Deposits to Date			Variance		Remarks
			1st Quarter Ending March 31	2nd Quarter Ending June 30	3rd Quarter Ending September 30	4th Quarter Ending December 31	Total	Remittance to BTr	Deposited with AGDB	Total	Amount	%	
1	2	3	4	5	6	7	8=(4+5+6+7)	9	10	11=(9+10)	12=(8-3)	13=(12/3)	14
<b>Regular Agency Fund</b>		265,199,000.00	54,359,420.98	84,531,987.62	53,714,189.45	0.00	192,605,598.05	0.00	188,084,642.90	188,084,642.90	(72,593,401.95)	-27 %	
Revenue Collections		265,199,000.00	54,359,420.98	84,531,987.62	53,714,189.45	0.00	192,605,598.05	0.00	188,084,642.90	188,084,642.90	(72,593,401.95)	-27 %	
Not Applicable		265,199,000.00	54,359,420.98	84,531,987.62	53,714,189.45	0.00	192,605,598.05	0.00	188,084,642.90	188,084,642.90	(72,593,401.95)	-27 %	
Non-Tax		265,199,000.00	54,359,420.98	84,531,987.62	53,714,189.45	0.00	192,605,598.05	0.00	188,084,642.90	188,084,642.90	(72,593,401.95)	-27 %	
Other Service Income	4020199099	69,642,000.00	9,069,420.98	24,923,360.02	1,824,379.85	0.00	35,817,160.85	0.00	31,325,986.70	31,325,986.70	(33,824,839.15)	-49 %	
Interest on NG Deposits	4020221001	0.00	0.00	29,781.00	873,750.13	0.00	903,531.13	0.00	873,750.13	873,750.13	903,531.13	0 %	
Subsidy from National Government	4030101000	195,557,000.00	45,290,000.00	59,550,000.00	51,016,000.00	0.00	155,856,000.00	0.00	155,856,000.00	155,856,000.00	(39,701,000.00)	-20 %	
Miscellaneous Income	4060999000	0.00	0.00	28,846.80	59.47	0.00	28,906.07	0.00	28,906.07	28,906.07	28,906.07	0 %	
<b>GRAND TOTAL</b>		265,199,000.00	54,359,420.98	84,531,987.62	53,714,189.45	0.00	192,605,598.05	0.00	188,084,642.90	188,084,642.90	(72,593,401.95)	-27 %	

Certified Correct:  
  
 MALERNA C. BUAO  
 CHIEF ACCOUNTANT  
 Date: 

Certified Correct:  
  
 WILMA G. DILAY  
 CHIEF, BUDGET AND CASH  
 Date: 

Recommending Approval By:  
  
 MA. LOURDES D. MELIRRAN  
 DEPUTY EXECUTIVE DIRECTOR  
 Date:

Approved By:  
  
 LEAH PULIDO-OCAMPO  
 EXECUTIVE DIRECTOR  
 Date: