

QUARTERLY PHYSICAL REPORT OF OPERATION


As of September 30, 2023


Department : Budgetary Support to Government Corporations
 Agency/Entity : Center for International Trade Expositions and Missions
 Operating Unit : < not applicable >
 Organization Code (UACS) : 35 043 0000000


Particulars	UACS CODE	Physical Target (Budget Year)					Physical Accomplishment (Budget Year)					Variance as of September 30, 2023	Remarks
		1st Quarter	2nd Quarter	3rd Quarter	4th Quarter	Total	1st Quarter	2nd Quarter	3rd Quarter	4th Quarter	Total		
1	2	3	4	5	6	7	8	9	10	11	12	13	14
EXPORT/TRADE PROMOTION PROGRAM	310100000000000												
OO : Increased Trade Promotion Activities													
Outcome Indicators													
1. Percentage increase in number of companies participating in Export Promotion activities					N/A	N/A						N/A	
2. Percentage of returning companies in Signature Events					47%	47%	N/A	55.00%	N/A		55.00%	8.00%	Refers to % returning SMEs/exhibitors in IFEX Philippines held on 26-28 May 2023 at the World Trade Center Metro Manila.
3. Percentage increase in the amount of potential export orders					N/A	N/A						N/A	
Output Indicators													
1. Total export orders					US\$66.49M	US\$66.49M	US\$53.38M	US\$162.293 M	US\$10.357M		US\$226.030M	US\$159.540M	CITEM exhibitor-companies generated a total of US\$10.357 Million export sales for 3rd quarter 2023, which is 15.58% of the total target export sales for the year. This figure came from the organization of the Philippine participation in the 20th China-ASEAN Expo (CAEXPO). Export Sales refers to the amount of Potential Export Orders as reported by CITEM Exhibitor-companies that participated in IFEX Philippines and includes: 1) Booked Sales; 2) Sales Under Negotiation.
2. Number of companies participating in Export Promotion Activities					718	718	84	1,012	34		1,130	412	For the 3rd Quarter 2023, CITEM recorded a total of 34 exhibitors (SMEs) assisted which contributed 5% to the accumulated YTD 1,130 companies assisted recorded as of end-September 2023. This YTD figure represents 157% of the annual target no. of exhibitors/companies to be assisted for the year. This quarterly incremental figure came from the following: 1) Philippine participation in the Philippine Furniture Furnishings Market (July), 2) Philippine participation in China-ASEAN Expo (CAEXPO) (September) and, 3) Participation in the International Ecotourism Travel Mart (IETM) 2023 (April). Note that this is a preliminary figure and shall be updated based on encoded data in CITEM's database, the Exhibitors Profile System (EPS).
3. Number of Trade Inquiries in Export Promotion Events					5,691	5,691	2,105	20,775	300		23,180	17,489	CITEM generated 300 trade inquiries for 3rd quarter 2023 which accounts for 5% of the target trade inquiries for the year. These trade inquiries came from the following projects: 1) Philippine participation in the Philippine Furniture Furnishings Market (July), 2) Philippine participation in China-ASEAN Expo (CAEXPO) (September) and, 3) Participation in the International Ecotourism Travel Mart (IETM) 2023 (April).
4. Number of Trade Buyers attending Export Promotion Events					2,684	2,684	1,001	1,009	137		2,147	(537)	A total of 137 trade buyers have registered for 3rd quarter of 2023 which is 5% of the target trade buyers for the year. This figure was based on registered unique trade buyers count from the organization of the Philippine

Department : Budgetary Support to Government Corporations
Agency/Entity : Center for International Trade Expositions and Missions
Operating Unit : < not applicable >
Organization Code (UACS) : 35 043 0000000

Particulars	UACS CODE	Physical Target (Budget Year)					Physical Accomplishment (Budget Year)					Variance as of September 30, 2023	Remarks
		1st Quarter	2nd Quarter	3rd Quarter	4th Quarter	Total	1st Quarter	2nd Quarter	3rd Quarter	4th Quarter	Total		
1	2	3	4	5	6	7	8	9	10	11	12	13	14
													participation in the 20th China-ASEAN Expo (CAEXPO). Note that this is a preliminary figure and shall be updated based on encoded data in CITEM's database, the Visitors Profile System (VPS). The shortfall is expected to be realized in the 4th quarter.

Prepared By:

 ROMINA AUREA C. MAGNO
 Chief TIDS and OIC, Corporate Planning Division
 Date: October 26, 2023 09:12 PM

In coordination with:

 MA. LOURDES D. MEDIRAN
 Deputy Executive Director
 Date: October 26, 2023 09:12 PM

Approved:

 DR. EDWARD L. FERREIRA, PH.D.
 Executive Director
 Date: October 26, 2023 09:15 PM

STATEMENT OF APPROPRIATIONS, ALLOTMENTS, OBLIGATIONS, DISBURSEMENTS AND BALANCES
As at the Quarter Ending September 30, 2023

Department : Budgetary Support to Government Corporations
 Agency/Entity : Center for International Trade Exhibitions and Missions
 Operating Unit : < not applicable >
 Organization Code : 35 043 0000000
 Fund Cluster : 01 - Regular Agency Fund
 (e.g. UACS Fund Cluster: 01-Regular Agency Fund, 02-Foreign Assisted Projects Fund, 03-Special Account-Locally Funded/Domestic Grants Fund, and 04-Special Account-Foreign Assisted/Foreign Grants Fund)

X Current Year Appropriations
 Supplemental Appropriations
 Continuing Appropriations

Particulars	UACS CODE	Appropriations			Allotments						Current Year Obligations				Current Year Disbursements				Balances				
		Authorized Appropriations	Adjustments (Transfer)	Adjusted Appropriations	Allotments Received	Adjustments (Reductions)	Transfer To	Transfer From	Adjusted Allotments	1st Quarter Ending March 31	2nd Quarter Ending June 30	3rd Quarter Ending September 30	4th Quarter Ending December 31	Total	1st Quarter Ending March 31	2nd Quarter Ending June 30	3rd Quarter Ending September 30	4th Quarter Ending December 31	Total	Unreleased Appropriations	Unobligated Allotments	Unpaid Obligations (15-20)=23+24	Not Yet Due and
1	2	3	4	5=(3+4)	6	7	8	9	10=[(6+)-(7)-9+9]	11	12	13	14	15=(11+12+13+14)	16	17	18	19	20=(16+17+18+19)	21	22	23	24
I. Agency Specific Budget		164,657,000.00	0.00	164,657,000.00	164,657,000.00	0.00	0.00	0.00	164,657,000.00	53,387,840.47	32,707,746.61	32,319,600.38	0.00	118,395,187.46	20,418,647.92	30,615,443.71	27,606,682.95	0.00	78,640,774.58	0.00	48,281,812.64	0.00	39,554,412.88
General Administration and	1000000000000000	33,152,000.00	0.00	33,152,000.00	33,152,000.00	0.00	0.00	0.00	33,152,000.00	6,589,994.23	6,698,992.65	5,742,817.78	0.00	19,011,804.66	3,462,909.02	3,578,688.15	4,507,000.47	0.00	11,548,597.64	0.00	14,140,195.34	0.00	7,463,207.02
General Management and	100000100001000	33,152,000.00	0.00	33,152,000.00	33,152,000.00	0.00	0.00	0.00	33,152,000.00	6,589,994.23	6,698,992.65	5,742,817.78	0.00	19,011,804.66	3,462,909.02	3,578,688.15	4,507,000.47	0.00	11,548,597.64	0.00	14,140,195.34	0.00	7,463,207.02
MOOE		33,152,000.00	0.00	33,152,000.00	33,152,000.00	0.00	0.00	0.00	33,152,000.00	6,589,994.23	6,698,992.65	5,742,817.78	0.00	19,011,804.66	3,462,909.02	3,578,688.15	4,507,000.47	0.00	11,548,597.64	0.00	14,140,195.34	0.00	7,463,207.02
Sub-Total, General		33,152,000.00	0.00	33,152,000.00	33,152,000.00	0.00	0.00	0.00	33,152,000.00	6,589,994.23	6,698,992.65	5,742,817.78	0.00	19,011,804.66	3,462,909.02	3,578,688.15	4,507,000.47	0.00	11,548,597.64	0.00	14,140,195.34	0.00	7,463,207.02
PS		0.00	0.00	0.00	0.00	0.00	0.00	0.00	0.00	0.00	0.00	0.00	0.00	0.00	0.00	0.00	0.00	0.00	0.00	0.00	0.00	0.00	0.00
MOOE		33,152,000.00	0.00	33,152,000.00	33,152,000.00	0.00	0.00	0.00	33,152,000.00	6,589,994.23	6,698,992.65	5,742,817.78	0.00	19,011,804.66	3,462,909.02	3,578,688.15	4,507,000.47	0.00	11,548,597.64	0.00	14,140,195.34	0.00	7,463,207.02
FinEx (if Applicable)		0.00	0.00	0.00	0.00	0.00	0.00	0.00	0.00	0.00	0.00	0.00	0.00	0.00	0.00	0.00	0.00	0.00	0.00	0.00	0.00	0.00	0.00
CO		0.00	0.00	0.00	0.00	0.00	0.00	0.00	0.00	0.00	0.00	0.00	0.00	0.00	0.00	0.00	0.00	0.00	0.00	0.00	0.00	0.00	0.00
Support to Operations	2000000000000000	38,012,000.00	0.00	38,012,000.00	38,012,000.00	0.00	0.00	0.00	38,012,000.00	11,380,877.63	8,962,368.82	5,443,346.99	0.00	25,786,593.44	6,476,010.60	2,995,489.26	6,586,519.32	0.00	16,058,019.18	0.00	10,225,406.58	0.00	9,728,574.28
Institutional promotion and	200000100001000	38,012,000.00	0.00	38,012,000.00	38,012,000.00	0.00	0.00	0.00	38,012,000.00	11,380,877.63	8,962,368.82	5,443,346.99	0.00	25,786,593.44	6,476,010.60	2,995,489.26	6,586,519.32	0.00	16,058,019.18	0.00	10,225,406.58	0.00	9,728,574.28
MOOE		38,012,000.00	0.00	38,012,000.00	38,012,000.00	0.00	0.00	0.00	38,012,000.00	11,380,877.63	8,962,368.82	5,443,346.99	0.00	25,786,593.44	6,476,010.60	2,995,489.26	6,586,519.32	0.00	16,058,019.18	0.00	10,225,406.58	0.00	9,728,574.28
Sub-Total, Support to		38,012,000.00	0.00	38,012,000.00	38,012,000.00	0.00	0.00	0.00	38,012,000.00	11,380,877.63	8,962,368.82	5,443,346.99	0.00	25,786,593.44	6,476,010.60	2,995,489.26	6,586,519.32	0.00	16,058,019.18	0.00	10,225,406.58	0.00	9,728,574.28
PS		0.00	0.00	0.00	0.00	0.00	0.00	0.00	0.00	0.00	0.00	0.00	0.00	0.00	0.00	0.00	0.00	0.00	0.00	0.00	0.00	0.00	0.00
MOOE		38,012,000.00	0.00	38,012,000.00	38,012,000.00	0.00	0.00	0.00	38,012,000.00	11,380,877.63	8,962,368.82	5,443,346.99	0.00	25,786,593.44	6,476,010.60	2,995,489.26	6,586,519.32	0.00	16,058,019.18	0.00	10,225,406.58	0.00	9,728,574.28
FinEx (if Applicable)		0.00	0.00	0.00	0.00	0.00	0.00	0.00	0.00	0.00	0.00	0.00	0.00	0.00	0.00	0.00	0.00	0.00	0.00	0.00	0.00	0.00	0.00
CO		0.00	0.00	0.00	0.00	0.00	0.00	0.00	0.00	0.00	0.00	0.00	0.00	0.00	0.00	0.00	0.00	0.00	0.00	0.00	0.00	0.00	0.00
Operations	3000000000000000	95,493,000.00	0.00	95,493,000.00	95,493,000.00	0.00	0.00	0.00	95,493,000.00	35,416,968.61	17,046,385.14	21,133,435.61	0.00	73,596,789.36	10,478,728.30	24,241,266.30	16,513,163.16	0.00	51,234,157.76	0.00	21,896,210.64	0.00	22,362,631.60
CO - Increased Trade		95,493,000.00	0.00	95,493,000.00	95,493,000.00	0.00	0.00	0.00	95,493,000.00	35,416,968.61	17,046,385.14	21,133,435.61	0.00	73,596,789.36	10,478,728.30	24,241,266.30	16,513,163.16	0.00	51,234,157.76	0.00	21,896,210.64	0.00	22,362,631.60
EXPORT/TRADE		95,493,000.00	0.00	95,493,000.00	95,493,000.00	0.00	0.00	0.00	95,493,000.00	35,416,968.61	17,046,385.14	21,133,435.61	0.00	73,596,789.36	10,478,728.30	24,241,266.30	16,513,163.16	0.00	51,234,157.76	0.00	21,896,210.64	0.00	22,362,631.60
Signature Events	310100100001000	95,493,000.00	0.00	95,493,000.00	95,493,000.00	0.00	0.00	0.00	95,493,000.00	35,416,968.61	17,046,385.14	21,133,435.61	0.00	73,596,789.36	10,478,728.30	24,241,266.30	16,513,163.16	0.00	51,234,157.76	0.00	21,896,210.64	0.00	22,362,631.60
MOOE		95,493,000.00	0.00	95,493,000.00	95,493,000.00	0.00	0.00	0.00	95,493,000.00	35,416,968.61	17,046,385.14	21,133,435.61	0.00	73,596,789.36	10,478,728.30	24,241,266.30	16,513,163.16	0.00	51,234,157.76	0.00	21,896,210.64	0.00	22,362,631.60
Sub-Total, Operations		95,493,000.00	0.00	95,493,000.00	95,493,000.00	0.00	0.00	0.00	95,493,000.00	35,416,968.61	17,046,385.14	21,133,435.61	0.00	73,596,789.36	10,478,728.30	24,241,266.30	16,513,163.16	0.00	51,234,157.76	0.00	21,896,210.64	0.00	22,362,631.60
PS		0.00	0.00	0.00	0.00	0.00	0.00	0.00	0.00	0.00	0.00	0.00	0.00	0.00	0.00	0.00	0.00	0.00	0.00	0.00	0.00	0.00	0.00
MOOE		95,493,000.00	0.00	95,493,000.00	95,493,000.00	0.00	0.00	0.00	95,493,000.00	35,416,968.61	17,046,385.14	21,133,435.61	0.00	73,596,789.36	10,478,728.30	24,241,266.30	16,513,163.16	0.00	51,234,157.76	0.00	21,896,210.64	0.00	22,362,631.60
FinEx (if Applicable)		0.00	0.00	0.00	0.00	0.00	0.00	0.00	0.00	0.00	0.00	0.00	0.00	0.00	0.00	0.00	0.00	0.00	0.00	0.00	0.00	0.00	0.00
CO		0.00	0.00	0.00	0.00	0.00	0.00	0.00	0.00	0.00	0.00	0.00	0.00	0.00	0.00	0.00	0.00	0.00	0.00	0.00	0.00	0.00	0.00

This report was generated using the Unified Reporting System on October 16, 2023 4:12 PM; Status : SUBMITTED

STATEMENT OF APPROPRIATIONS, ALLOTMENTS, OBLIGATIONS, DISBURSEMENTS AND BALANCES
As at the Quarter Ending September 30, 2023

Department : Budgetary Support to Government Corporations
Agency/Entity : Center for International Trade Expositions and Missions
Operating Unit : < not applicable >
Organization Code : 35 043 0000000
Fund Cluster : 01 - Regular Agency Fund
(e.g. UACS Fund Cluster: 01-Regular Agency Fund, 02-Foreign Assisted Projects Fund, 03-Special Account-Locally Funded/Domestic Grants Fund, and 04-Special Account-Foreign Assisted/Foreign Grants Fund)

Current Year Appropriations
 Supplemental Appropriations
 Continuing Appropriations

Particulars	UACS CODE	Appropriations		Allotments							Current Year Obligations				Current Year Disbursements				Balances				
		Authorized Appropriations	Adjustments (Transf)	Adjusted Appropriations	Allotments Received	Adjustments (Reduc)	Transfer To	Transfer From	Adjusted Allotments	1st Quarter Ending March 31	2nd Quarter Ending June 30	3rd Quarter Ending September 30	4th Quarter Ending December	Total	1st Quarter Ending March 31	2nd Quarter Ending June 30	3rd Quarter Ending September 30	4th Quarter Ending December	Total	Unreleased Approp	Unobligated Allotments	Unpaid Due and Demand	Obligations Not Yet Due and
1	2	3	4	5=(3+4)	6	7	8	9	10=[(8+)-7]-9+6]	11	12	13	14	15=[11+12+13+14]	16	17	18	19	20=[16+17+18+19]	21	22	23	24
Sub-Total, I. Agency Specific		164,657,000.00	0.00	164,657,000.00	164,657,000.00	0.00	0.00	0.00	164,657,000.00	53,367,840.47	32,707,746.61	32,319,600.38	0.00	118,395,187.46	20,418,647.92	30,815,443.71	27,606,682.95	0.00	78,840,774.58	0.00	46,261,812.54	0.00	39,554,412.88
PS		0.00	0.00	0.00	0.00	0.00	0.00	0.00	0.00	0.00	0.00	0.00	0.00	0.00	0.00	0.00	0.00	0.00	0.00	0.00	0.00	0.00	0.00
MOOE		164,657,000.00	0.00	164,657,000.00	164,657,000.00	0.00	0.00	0.00	164,657,000.00	53,367,840.47	32,707,746.61	32,319,600.38	0.00	118,395,187.46	20,418,647.92	30,815,443.71	27,606,682.95	0.00	78,840,774.58	0.00	46,261,812.54	0.00	39,554,412.88
FinEx (if Applicable)		0.00	0.00	0.00	0.00	0.00	0.00	0.00	0.00	0.00	0.00	0.00	0.00	0.00	0.00	0.00	0.00	0.00	0.00	0.00	0.00	0.00	0.00
CO		0.00	0.00	0.00	0.00	0.00	0.00	0.00	0.00	0.00	0.00	0.00	0.00	0.00	0.00	0.00	0.00	0.00	0.00	0.00	0.00	0.00	0.00
IV. Reversion of the		0.00	0.00	0.00	0.00	0.00	0.00	0.00	0.00	0.00	0.00	0.00	0.00	0.00	0.00	0.00	0.00	0.00	0.00	0.00	0.00	0.00	0.00
GRAND TOTAL		164,657,000.00	0.00	164,657,000.00	164,657,000.00	0.00	0.00	0.00	164,657,000.00	53,367,840.47	32,707,746.61	32,319,600.38	0.00	118,395,187.46	20,418,647.92	30,815,443.71	27,606,682.95	0.00	78,840,774.58	0.00	46,261,812.54	0.00	39,554,412.88
MOOE		164,657,000.00	0.00	164,657,000.00	164,657,000.00	0.00	0.00	0.00	164,657,000.00	53,367,840.47	32,707,746.61	32,319,600.38	0.00	118,395,187.46	20,418,647.92	30,815,443.71	27,606,682.95	0.00	78,840,774.58	0.00	46,261,812.54	0.00	39,554,412.88
Recapitulation by OO:																							
I. Agency Specific Budget		95,493,000.00	0.00	95,493,000.00	95,493,000.00	0.00	0.00	0.00	95,493,000.00	35,416,968.61	17,046,385.14	21,133,435.61	0.00	73,596,789.36	10,479,728.30	24,241,266.30	16,513,163.16	0.00	51,234,157.76	0.00	21,896,210.64	0.00	22,362,631.60
EXPORT/TRADE		95,493,000.00	0.00	95,493,000.00	95,493,000.00	0.00	0.00	0.00	95,493,000.00	35,416,968.61	17,046,385.14	21,133,435.61	0.00	73,596,789.36	10,479,728.30	24,241,266.30	16,513,163.16	0.00	51,234,157.76	0.00	21,896,210.64	0.00	22,362,631.60

Certified Correct:


WILMA G. DULAY
Chief, Budget & Cash

Date:

This report was generated using the Unified Reporting System on October 16, 2023 4:12 PM; Status : SUBMITTED

Recommendation Approval By:


MA. LOURDES D. MEEHAN
Deputy Executive Director

Date:

Approved By: 
AMB. EDWARD L. FEIFEIRA, PH.D
Executive Director

Date:

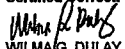
SUMMARY OF APPROPRIATIONS, ALLOTMENTS, OBLIGATIONS, DISBURSEMENTS AND BALANCES BY OBJECT OF EXPENDITURES
As at the Quarter Ending September 30, 2023

Department : Budgetary Support to Government Corporations
 Agency/Entity : Center for International Trade Expositions and Missions
 Operating Unit : < not applicable >
 Organization Code : 35 043 0000000
 Fund Cluster : 01 - Regular Agency Fund

Current Year Appropriations
 Supplemental Appropriations
 Continuing Appropriations


(e.g. UACS Fund Cluster: 01-Regular Agency Fund, 02-Foreign Assisted Projects Fund, 03-Special Account-Locally Funded/Domestic Grants Fund, and 04-Special Account-Foreign Assisted/Foreign Grants Fund)

Particulars	UACS CODE	Appropriations			Allotments			Obligations				Disbursements				Balances							
		Authorized Appropriations	Adjustments (Transfer)	Adjusted Appropriations	Allotments Received	Adjustments (Reduction)	Transfer To	Transfer From	Adjusted Allotments	1st Quarter Ending March 31	2nd Quarter Ending June 30	3rd Quarter Ending September 30	4th Quarter Ending December	Total	1st Quarter Ending March 31	2nd Quarter Ending June 30	3rd Quarter Ending September 30	4th Quarter Ending	Total	Unreleased Appropriations	Unobligated Allotments	Unpaid Obligations (15-20) Disbursed	Obligations Not Yet Due
1	2	3	4	5=(3+4)	6	7	8	9	10=(8+(-)7)	11	12	13	14	15=(11+12+13+14)	16	17	18	19	20=(16+17+18+19)	21=(5-10)	22=(10-15)	23	24
SUMMARY		164,657,000.00	0.00	164,657,000.00	164,657,000.00	0.00	0.00	0.00	164,657,000.00	53,367,840.47	32,707,748.61	32,319,600.38	0.00	118,395,187.46	20,418,647.92	30,815,443.71	27,606,682.95	0.00	78,840,774.58	0.00	46,261,812.54	0.00	39,554,412.88
A. AGENCY SPECIFIC BUDGET		164,657,000.00	0.00	164,657,000.00	164,657,000.00	0.00	0.00	0.00	164,657,000.00	53,367,840.47	32,707,748.61	32,319,600.38	0.00	118,395,187.46	20,418,647.92	30,815,443.71	27,606,682.95	0.00	78,840,774.58	0.00	46,261,812.54	0.00	39,554,412.88
Maintenance and Other Operating Expenses		164,657,000.00	0.00	164,657,000.00	164,657,000.00	0.00	0.00	0.00	164,657,000.00	53,367,840.47	32,707,748.61	32,319,600.38	0.00	118,395,187.46	20,418,647.92	30,815,443.71	27,606,682.95	0.00	78,840,774.58	0.00	46,261,812.54	0.00	39,554,412.88
Financial Assistance/Subsidy		164,657,000.00	0.00	164,657,000.00	164,657,000.00	0.00	0.00	0.00	164,657,000.00	53,367,840.47	32,707,748.61	32,319,600.38	0.00	118,395,187.46	20,418,647.92	30,815,443.71	27,606,682.95	0.00	78,840,774.58	0.00	46,261,812.54	0.00	39,554,412.88
Budgetary Support to Government-Owned and/or	5021404000	164,657,000.00	0.00	164,657,000.00	164,657,000.00	0.00	0.00	0.00	164,657,000.00	53,367,840.47	32,707,748.61	32,319,600.38	0.00	118,395,187.46	20,418,647.92	30,815,443.71	27,606,682.95	0.00	78,840,774.58	0.00	46,261,812.54	0.00	39,554,412.88
Subsidy Support to Operations of GOCCs	5021404001	164,657,000.00	0.00	164,657,000.00	164,657,000.00	0.00	0.00	0.00	164,657,000.00	53,367,840.47	32,707,748.61	32,319,600.38	0.00	118,395,187.46	20,418,647.92	30,815,443.71	27,606,682.95	0.00	78,840,774.58	0.00	46,261,812.54	0.00	39,554,412.88
GRAND TOTAL		164,657,000.00	0.00	164,657,000.00	164,657,000.00	0.00	0.00	0.00	164,657,000.00	53,367,840.47	32,707,748.61	32,319,600.38	0.00	118,395,187.46	20,418,647.92	30,815,443.71	27,606,682.95	0.00	78,840,774.58	0.00	46,261,812.54	0.00	39,554,412.88

Certified Correct:

 WILMA G. DULAY
 Chief, Budget & Cash
 Date:

Recommending Approval By:

 MA. LOURDES D. MEDIRAN
 Deputy Executive Director
 Date:

Approved By:

 A.M.B. EDWARD L. FERREIRA, PH.D.
 Executive Director
 Date:

MONTHLY REPORT OF DISBURSEMENTS

For the month of July 2023

Department : Budgetary Support to Government Corporations
 Agency/Entity : Center for International Trade Expositions and Missions
 Operating Unit : < not applicable >
 Organization Code (UACS) : 35 043 0000000
 Fund Cluster : 01 - Regular Agency Fund


Particulars	Current Year Budget					Prior Year's Budget										SUB-TOTAL	Trust Liabilities				Grand Total					Remarks		
	PS	MOOE	FinEx	CO	TOTAL	Prior Year's Accounts Payable					Current Year's Accounts Payable						PS	MOOE	CO	TOTAL	PS	MOOE	FinEx	CO	TOTAL			
						PS	MOOE	FinEx	CO	Sub-Total	PS	MOOE	FinEx	CO	Sub-Total													
1	2	3	4	5	6=(2+3+4+5)	7	8	9	10	11=(7+8+9+10)	12	13	14	15	16=(12+13+14+15)	17=(11+16)	18=(6+17)	19	20	21	22=(19+20+21)	23	24	25	26	27=(23+24+25+26)	28	
CASH DISBURSEMENTS	0.00	8,784,951.09	16,637.36	0.00	8,801,588.45	0.00	0.00	0.00	0.00	0.00	0.00	0.00	0.00	0.00	0.00	0.00	8,801,588.45	0.00	0.00	0.00	0.00	0.00	8,784,951.09	16,637.36	0.00	8,801,588.45		
Notice of Cash Allocation (NCA)	0.00	8,784,951.09	16,637.36	0.00	8,801,588.45	0.00	0.00	0.00	0.00	0.00	0.00	0.00	0.00	0.00	0.00	0.00	8,801,588.45	0.00	0.00	0.00	0.00	0.00	8,784,951.09	16,637.36	0.00	8,801,588.45		
MDS Checks Issued	0.00	6,961,992.37	0.00	0.00	6,961,992.37	0.00	0.00	0.00	0.00	0.00	0.00	0.00	0.00	0.00	0.00	0.00	6,961,992.37	0.00	0.00	0.00	0.00	0.00	6,961,992.37	0.00	0.00	6,961,992.37		
Advice to Debit Account	0.00	1,822,958.72	16,637.36	0.00	1,839,596.08	0.00	0.00	0.00	0.00	0.00	0.00	0.00	0.00	0.00	0.00	0.00	1,839,596.08	0.00	0.00	0.00	0.00	0.00	1,822,958.72	16,637.36	0.00	1,839,596.08		
Notice of Transfer Allocations (NTA)	0.00	0.00	0.00	0.00	0.00	0.00	0.00	0.00	0.00	0.00	0.00	0.00	0.00	0.00	0.00	0.00	0.00	0.00	0.00	0.00	0.00	0.00	0.00	0.00	0.00	0.00	0.00	
MDS Checks Issued	0.00	0.00	0.00	0.00	0.00	0.00	0.00	0.00	0.00	0.00	0.00	0.00	0.00	0.00	0.00	0.00	0.00	0.00	0.00	0.00	0.00	0.00	0.00	0.00	0.00	0.00	0.00	
Advice to Debit Account	0.00	0.00	0.00	0.00	0.00	0.00	0.00	0.00	0.00	0.00	0.00	0.00	0.00	0.00	0.00	0.00	0.00	0.00	0.00	0.00	0.00	0.00	0.00	0.00	0.00	0.00	0.00	
Working Fund for FAPs	0.00	0.00	0.00	0.00	0.00	0.00	0.00	0.00	0.00	0.00	0.00	0.00	0.00	0.00	0.00	0.00	0.00	0.00	0.00	0.00	0.00	0.00	0.00	0.00	0.00	0.00	0.00	
Cash Disbursement Ceiling (CDC)	0.00	0.00	0.00	0.00	0.00	0.00	0.00	0.00	0.00	0.00	0.00	0.00	0.00	0.00	0.00	0.00	0.00	0.00	0.00	0.00	0.00	0.00	0.00	0.00	0.00	0.00	0.00	
TOTAL CASH DISBURSEMENTS	0.00	8,784,951.09	16,637.36	0.00	8,801,588.45	0.00	0.00	0.00	0.00	0.00	0.00	0.00	0.00	0.00	0.00	0.00	8,801,588.45	0.00	0.00	0.00	0.00	0.00	8,784,951.09	16,637.36	0.00	8,801,588.45		
NON-CASH DISBURSEMENTS	0.00	0.00	0.00	0.00	0.00	0.00	0.00	0.00	0.00	0.00	0.00	0.00	0.00	0.00	0.00	0.00	0.00	0.00	0.00	0.00	0.00	0.00	0.00	0.00	0.00	0.00	0.00	
Tax Remittance Advices Issued (TRA)	0.00	0.00	0.00	0.00	0.00	0.00	0.00	0.00	0.00	0.00	0.00	0.00	0.00	0.00	0.00	0.00	0.00	0.00	0.00	0.00	0.00	0.00	0.00	0.00	0.00	0.00	0.00	
Non-Cash Availment Authority (NCAA)	0.00	0.00	0.00	0.00	0.00	0.00	0.00	0.00	0.00	0.00	0.00	0.00	0.00	0.00	0.00	0.00	0.00	0.00	0.00	0.00	0.00	0.00	0.00	0.00	0.00	0.00	0.00	
Disbursements effected through outright deductions from claims (please specify ...)	0.00	0.00	0.00	0.00	0.00	0.00	0.00	0.00	0.00	0.00	0.00	0.00	0.00	0.00	0.00	0.00	0.00	0.00	0.00	0.00	0.00	0.00	0.00	0.00	0.00	0.00	0.00	
Overpayment of expenses(e.g. personnel benefits)	0.00	0.00	0.00	0.00	0.00	0.00	0.00	0.00	0.00	0.00	0.00	0.00	0.00	0.00	0.00	0.00	0.00	0.00	0.00	0.00	0.00	0.00	0.00	0.00	0.00	0.00	0.00	
Restitution for loss of government property	0.00	0.00	0.00	0.00	0.00	0.00	0.00	0.00	0.00	0.00	0.00	0.00	0.00	0.00	0.00	0.00	0.00	0.00	0.00	0.00	0.00	0.00	0.00	0.00	0.00	0.00	0.00	
Liquidated damages and similar claims	0.00	0.00	0.00	0.00	0.00	0.00	0.00	0.00	0.00	0.00	0.00	0.00	0.00	0.00	0.00	0.00	0.00	0.00	0.00	0.00	0.00	0.00	0.00	0.00	0.00	0.00	0.00	
Others(TEF, BTr-Documentary Stamp Tax, etc.)	0.00	0.00	0.00	0.00	0.00	0.00	0.00	0.00	0.00	0.00	0.00	0.00	0.00	0.00	0.00	0.00	0.00	0.00	0.00	0.00	0.00	0.00	0.00	0.00	0.00	0.00	0.00	
TOTAL NON-CASH DISBURSEMENTS	0.00	0.00	0.00	0.00	0.00	0.00	0.00	0.00	0.00	0.00	0.00	0.00	0.00	0.00	0.00	0.00	0.00	0.00	0.00	0.00	0.00	0.00	0.00	0.00	0.00	0.00	0.00	
GRAND TOTAL	0.00	8,784,951.09	16,637.36	0.00	8,801,588.45	0.00	0.00	0.00	0.00	0.00	0.00	0.00	0.00	0.00	0.00	0.00	8,801,588.45	0.00	0.00	0.00	0.00	0.00	8,784,951.09	16,637.36	0.00	8,801,588.45		

SUMMARY


Particulars (1)	Previous Report (2)	This Month (3)	As at Date (4)
Total Disbursement Authorities Received	91,332,000.00	18,119,000.00	109,451,000.00
NCA	91,332,000.00	18,119,000.00	109,451,000.00
NTA	0.00	0.00	0.00
Working Fund	0.00	0.00	0.00
TRA	0.00	0.00	0.00
CDC	0.00	0.00	0.00
NCAA	0.00	0.00	0.00
Less: Notice of Transfer of Allocations (NTA)* issued	0.00	0.00	0.00
Total Disbursement Authorities Available	91,332,000.00	18,119,000.00	109,451,000.00
Less:	0.00	0.00	0.00
Lapsed NCA	0.00	0.00	0.00
Disbursements	59,670,949.43	8,801,588.45	68,472,537.88
Less: Other Non-Cash Disbursements	0.00	0.00	0.00
Disbursements effected through outright deductions from claims	0.00	0.00	0.00
Overpayment of expenses(e.g. personnel benefits)	0.00	0.00	0.00
Restitution for loss of government property	0.00	0.00	0.00
Liquidated damages and similar claims	0.00	0.00	0.00
Others (e.g. TEF, BTr, Docs Stamp, etc.)	0.00	0.00	0.00
Add/less: Adjustments (e.g. cancelled/staled checks)	0.00	0.00	0.00
Balance of Disbursement Authorities as at date	31,661,050.57	9,317,411.55	40,978,462.12
Total Disbursements Program	91,332,000.00	18,119,000.00	109,451,000.00
Less: *Actual Disbursements	59,670,949.43	8,801,588.45	68,472,537.88
(Over)/Under spending	31,661,050.57	9,317,411.55	40,978,462.12

Notes: * The use of NTA is discouraged
 Notes: ** Amounts should tally with the grand total disbursement (column 27).


Certified Correct:


 MALERNA C. BUYCO
 CHIEF ACCOUNTANT
 Date:

Recommending Approval:


 MA. LOURDES B. MEDIRAN
 DEPUTY EXECUTIVE
 Date:

Approved By:


 AMB. EDWARD L. FERREIRA R. D.
 EXECUTIVE DIRECTOR
 Date:

MONTHLY REPORT OF DISBURSEMENTS

For the month of August 2023


Department : Budgetary Support to Government Corporations
 Agency/Entity : Center for International Trade Expositions and Missions
 Operating Unit : < not applicable >
 Organization Code (UACS) : 35 043 0000000
 Fund Cluster : 01 - Regular Agency Fund


Particulars	Current Year Budget					Prior Year's Budget										SUB-TOTAL	Trust Liabilities				Grand Total					Remarks		
	PS	MOOE	FinEx	CO	TOTAL	Prior Year's Accounts Payable					Current Year's Accounts Payable						PS	MOOE	CO	TOTAL	PS	MOOE	FinEx	CO	TOTAL			
						PS	MOOE	FinEx	CO	Sub-Total	PS	MOOE	FinEx	CO	Sub-Total												TOTAL	
1	2	3	4	5	6=(2+3+4+5)	7	8	9	10	11=(7+8+9+10)	12	13	14	15	16=(12+13+14+15)	17=(16+17)	18=(6+17)	19	20	21	22=(19+20+21)	23	24	25	26	27=(23+24+25+26)	28	
CASH DISBURSEMENTS	0.00	12,618,317.72	50.00	0.00	12,618,367.72	0.00	0.00	0.00	0.00	0.00	0.00	0.00	0.00	0.00	0.00	0.00	12,618,367.72	0.00	0.00	0.00	0.00	0.00	12,618,317.72	50.00	0.00	12,618,367.72		
Notice of Cash Allocation (NCA)	0.00	12,618,317.72	50.00	0.00	12,618,367.72	0.00	0.00	0.00	0.00	0.00	0.00	0.00	0.00	0.00	0.00	0.00	12,618,367.72	0.00	0.00	0.00	0.00	0.00	12,618,317.72	50.00	0.00	12,618,367.72		
MDS Checks Issued	0.00	11,343,630.85	0.00	0.00	11,343,630.85	0.00	0.00	0.00	0.00	0.00	0.00	0.00	0.00	0.00	0.00	0.00	11,343,630.85	0.00	0.00	0.00	0.00	0.00	11,343,630.85	0.00	0.00	11,343,630.85		
Advice to Debit Account	0.00	1,274,686.87	50.00	0.00	1,274,736.87	0.00	0.00	0.00	0.00	0.00	0.00	0.00	0.00	0.00	0.00	0.00	1,274,736.87	0.00	0.00	0.00	0.00	0.00	1,274,686.87	50.00	0.00	1,274,736.87		
Notice of Transfer Allocations (NTA)	0.00	0.00	0.00	0.00	0.00	0.00	0.00	0.00	0.00	0.00	0.00	0.00	0.00	0.00	0.00	0.00	0.00	0.00	0.00	0.00	0.00	0.00	0.00	0.00	0.00	0.00	0.00	
MDS Checks Issued	0.00	0.00	0.00	0.00	0.00	0.00	0.00	0.00	0.00	0.00	0.00	0.00	0.00	0.00	0.00	0.00	0.00	0.00	0.00	0.00	0.00	0.00	0.00	0.00	0.00	0.00	0.00	
Advice to Debit Account	0.00	0.00	0.00	0.00	0.00	0.00	0.00	0.00	0.00	0.00	0.00	0.00	0.00	0.00	0.00	0.00	0.00	0.00	0.00	0.00	0.00	0.00	0.00	0.00	0.00	0.00	0.00	
Working Fund for FAPs	0.00	0.00	0.00	0.00	0.00	0.00	0.00	0.00	0.00	0.00	0.00	0.00	0.00	0.00	0.00	0.00	0.00	0.00	0.00	0.00	0.00	0.00	0.00	0.00	0.00	0.00	0.00	
Cash Disbursement Ceiling (CDC)	0.00	0.00	0.00	0.00	0.00	0.00	0.00	0.00	0.00	0.00	0.00	0.00	0.00	0.00	0.00	0.00	0.00	0.00	0.00	0.00	0.00	0.00	0.00	0.00	0.00	0.00	0.00	
TOTAL CASH DISBURSEMENTS	0.00	12,618,317.72	50.00	0.00	12,618,367.72	0.00	0.00	0.00	0.00	0.00	0.00	0.00	0.00	0.00	0.00	0.00	12,618,367.72	0.00	0.00	0.00	0.00	0.00	12,618,317.72	50.00	0.00	12,618,367.72		
NON-CASH DISBURSEMENTS	0.00	0.00	0.00	0.00	0.00	0.00	0.00	0.00	0.00	0.00	0.00	0.00	0.00	0.00	0.00	0.00	0.00	0.00	0.00	0.00	0.00	0.00	0.00	0.00	0.00	0.00	0.00	
Tax Remittance Advices Issued (TRA)	0.00	0.00	0.00	0.00	0.00	0.00	0.00	0.00	0.00	0.00	0.00	0.00	0.00	0.00	0.00	0.00	0.00	0.00	0.00	0.00	0.00	0.00	0.00	0.00	0.00	0.00	0.00	
Non-Cash Availment Authority (NCAA)	0.00	0.00	0.00	0.00	0.00	0.00	0.00	0.00	0.00	0.00	0.00	0.00	0.00	0.00	0.00	0.00	0.00	0.00	0.00	0.00	0.00	0.00	0.00	0.00	0.00	0.00	0.00	
Disbursements effected through outright deductions from claims (please specify...)	0.00	0.00	0.00	0.00	0.00	0.00	0.00	0.00	0.00	0.00	0.00	0.00	0.00	0.00	0.00	0.00	0.00	0.00	0.00	0.00	0.00	0.00	0.00	0.00	0.00	0.00	0.00	
Overpayment of expenses(e.g. personnel benefits)	0.00	0.00	0.00	0.00	0.00	0.00	0.00	0.00	0.00	0.00	0.00	0.00	0.00	0.00	0.00	0.00	0.00	0.00	0.00	0.00	0.00	0.00	0.00	0.00	0.00	0.00	0.00	
Restitution for loss of government property	0.00	0.00	0.00	0.00	0.00	0.00	0.00	0.00	0.00	0.00	0.00	0.00	0.00	0.00	0.00	0.00	0.00	0.00	0.00	0.00	0.00	0.00	0.00	0.00	0.00	0.00	0.00	
Liquidated damages and similar claims	0.00	0.00	0.00	0.00	0.00	0.00	0.00	0.00	0.00	0.00	0.00	0.00	0.00	0.00	0.00	0.00	0.00	0.00	0.00	0.00	0.00	0.00	0.00	0.00	0.00	0.00	0.00	
Others(TEF, BT-Documentary Stamp Tax, etc.)	0.00	0.00	0.00	0.00	0.00	0.00	0.00	0.00	0.00	0.00	0.00	0.00	0.00	0.00	0.00	0.00	0.00	0.00	0.00	0.00	0.00	0.00	0.00	0.00	0.00	0.00	0.00	
TOTAL NON-CASH DISBURSEMENTS	0.00	0.00	0.00	0.00	0.00	0.00	0.00	0.00	0.00	0.00	0.00	0.00	0.00	0.00	0.00	0.00	0.00	0.00	0.00	0.00	0.00	0.00	0.00	0.00	0.00	0.00	0.00	
GRAND TOTAL	0.00	12,618,317.72	50.00	0.00	12,618,367.72	0.00	0.00	0.00	0.00	0.00	0.00	0.00	0.00	0.00	0.00	0.00	12,618,367.72	0.00	0.00	0.00	0.00	0.00	12,618,317.72	50.00	0.00	12,618,367.72		


SUMMARY

Particulars (1)	Previous Report	This Month	As at Date
	(2)	(3)	(4)
Total Disbursement Authorities Received	109,451,000.00	9,581,000.00	119,032,000.00
NCA	109,451,000.00	9,581,000.00	119,032,000.00
NTA	0.00	0.00	0.00
Working Fund	0.00	0.00	0.00
TRA	0.00	0.00	0.00
CDC	0.00	0.00	0.00
NCAA	0.00	0.00	0.00
Less: Notice of Transfer of Allocations (NTA)* issued	0.00	0.00	0.00
Total Disbursement Authorities Available	109,451,000.00	9,581,000.00	119,032,000.00
Less:	0.00	0.00	0.00
Lapsed NCA	0.00	0.00	0.00
Disbursements	68,472,537.88	12,618,367.72	81,090,905.60
Less: Other Non-Cash Disbursements	0.00	0.00	0.00
Disbursements effected through outright deductions from claims	0.00	0.00	0.00
Overpayment of expenses(e.g. personnel benefits)	0.00	0.00	0.00
Restitution for loss of government property	0.00	0.00	0.00
Liquidated damages and similar claims	0.00	0.00	0.00
Others (e.g. TEF, BTr, Docs Stamp, etc.)	0.00	0.00	0.00
Add/Less: Adjustments (e.g. cancelled/staled checks)	0.00	0.00	0.00
Balance of Disbursement Authorities as at date	40,978,462.12	(3,037,367.72)	37,941,094.40
Total Disbursements Program	109,451,000.00	9,581,000.00	119,032,000.00
Less: *Actual Disbursements	68,472,537.88	12,618,367.72	81,090,905.60
(Over)/Under spending	40,978,462.12	(3,037,367.72)	37,941,094.40

Notes: * The use of NTA is discouraged
 Notes: ** Amounts should tally with the grand total disbursement (column 27).

Certified Correct:

 MALERNA C. BUYAO
 CHIEF ACCOUNTANT
 Date:

Recommending Approval: 
 MA. LOURDES D. MEDIRAN
 DEPUTY EXECUTIVE DIRECTOR
 Date:


 Approved:
 AMB. EDWARD L. FERREIRA
 EXECUTIVE DIRECTOR
 Date:

MONTHLY REPORT OF DISBURSEMENTS
For the month of September 2023


Department : Budgetary Support to Government Corporations
 Agency/Entity : Center for International Trade Expositions and Missions
 Operating Unit : < not applicable >
 Organization Code (UACS) : 35 043 0000000
 Fund Cluster : 01 - Regular Agency Fund

Particulars	Current Year Budget					Prior Year's Budget										SUB-TOTAL	Trust Liabilities				Grand Total					Remarks	
	PS	MOOE	FinEx	CO	TOTAL	Prior Year's Accounts Payable					Current Year's Accounts Payable						PS	MOOE	CO	TOTAL	PS	MOOE	FinEx	CO	TOTAL		
						PS	MOOE	FinEx	CO	Sub-Total	PS	MOOE	FinEx	CO	Sub-Total												
1	2	3	4	5	6=(2+3+4+5)	7	8	9	10	11=(7+8+9+10)	12	13	14	15	16=(12+13+14+15)	17=(11+16)	18=(6+17)	19	20	21	22=(19+20+21)	23	24	25	26	27=(23+24+25+26)	28
CASH DISBURSEMENTS	0.00	5,220,660.38	9,803.65	0.00	5,230,464.03	0.00	0.00	0.00	0.00	0.00	0.00	0.00	0.00	0.00	0.00	0.00	5,230,464.03	0.00	0.00	0.00	0.00	0.00	5,220,660.38	9,803.65	0.00	5,230,464.03	
Notice of Cash Allocation (NCA)	0.00	5,220,660.38	9,803.65	0.00	5,230,464.03	0.00	0.00	0.00	0.00	0.00	0.00	0.00	0.00	0.00	0.00	0.00	5,230,464.03	0.00	0.00	0.00	0.00	0.00	5,220,660.38	9,803.65	0.00	5,230,464.03	
MDS Checks Issued	0.00	2,073,671.95	0.00	0.00	2,073,671.95	0.00	0.00	0.00	0.00	0.00	0.00	0.00	0.00	0.00	0.00	0.00	2,073,671.95	0.00	0.00	0.00	0.00	0.00	2,073,671.95	0.00	0.00	2,073,671.95	
Advice to Debit Account	0.00	3,146,988.43	9,803.65	0.00	3,156,792.08	0.00	0.00	0.00	0.00	0.00	0.00	0.00	0.00	0.00	0.00	0.00	3,156,792.08	0.00	0.00	0.00	0.00	0.00	3,146,988.43	9,803.65	0.00	3,156,792.08	
Notice of Transfer Allocations (NTA)	0.00	0.00	0.00	0.00	0.00	0.00	0.00	0.00	0.00	0.00	0.00	0.00	0.00	0.00	0.00	0.00	0.00	0.00	0.00	0.00	0.00	0.00	0.00	0.00	0.00	0.00	0.00
MDS Checks Issued	0.00	0.00	0.00	0.00	0.00	0.00	0.00	0.00	0.00	0.00	0.00	0.00	0.00	0.00	0.00	0.00	0.00	0.00	0.00	0.00	0.00	0.00	0.00	0.00	0.00	0.00	0.00
Advice to Debit Account	0.00	0.00	0.00	0.00	0.00	0.00	0.00	0.00	0.00	0.00	0.00	0.00	0.00	0.00	0.00	0.00	0.00	0.00	0.00	0.00	0.00	0.00	0.00	0.00	0.00	0.00	0.00
Working Fund for FAPs	0.00	0.00	0.00	0.00	0.00	0.00	0.00	0.00	0.00	0.00	0.00	0.00	0.00	0.00	0.00	0.00	0.00	0.00	0.00	0.00	0.00	0.00	0.00	0.00	0.00	0.00	0.00
Cash Disbursement Ceiling (CDC)	0.00	0.00	0.00	0.00	0.00	0.00	0.00	0.00	0.00	0.00	0.00	0.00	0.00	0.00	0.00	0.00	0.00	0.00	0.00	0.00	0.00	0.00	0.00	0.00	0.00	0.00	0.00
TOTAL CASH DISBURSEMENTS	0.00	5,220,660.38	9,803.65	0.00	5,230,464.03	0.00	0.00	0.00	0.00	0.00	0.00	0.00	0.00	0.00	0.00	0.00	5,230,464.03	0.00	0.00	0.00	0.00	0.00	5,220,660.38	9,803.65	0.00	5,230,464.03	
NON-CASH DISBURSEMENTS	0.00	0.00	0.00	0.00	0.00	0.00	0.00	0.00	0.00	0.00	0.00	0.00	0.00	0.00	0.00	0.00	0.00	0.00	0.00	0.00	0.00	0.00	0.00	0.00	0.00	0.00	0.00
Tax Remittance Advices Issued (TRA)	0.00	0.00	0.00	0.00	0.00	0.00	0.00	0.00	0.00	0.00	0.00	0.00	0.00	0.00	0.00	0.00	0.00	0.00	0.00	0.00	0.00	0.00	0.00	0.00	0.00	0.00	0.00
Non-Cash Availment Authority (NCAA)	0.00	0.00	0.00	0.00	0.00	0.00	0.00	0.00	0.00	0.00	0.00	0.00	0.00	0.00	0.00	0.00	0.00	0.00	0.00	0.00	0.00	0.00	0.00	0.00	0.00	0.00	0.00
Disbursements effected through outright deductions from claims (please specify...)	0.00	0.00	0.00	0.00	0.00	0.00	0.00	0.00	0.00	0.00	0.00	0.00	0.00	0.00	0.00	0.00	0.00	0.00	0.00	0.00	0.00	0.00	0.00	0.00	0.00	0.00	0.00
Overpayment of expenses(e.g. personnel benefits)	0.00	0.00	0.00	0.00	0.00	0.00	0.00	0.00	0.00	0.00	0.00	0.00	0.00	0.00	0.00	0.00	0.00	0.00	0.00	0.00	0.00	0.00	0.00	0.00	0.00	0.00	0.00
Restitution for loss of government property	0.00	0.00	0.00	0.00	0.00	0.00	0.00	0.00	0.00	0.00	0.00	0.00	0.00	0.00	0.00	0.00	0.00	0.00	0.00	0.00	0.00	0.00	0.00	0.00	0.00	0.00	0.00
Liquidated damages and similar claims	0.00	0.00	0.00	0.00	0.00	0.00	0.00	0.00	0.00	0.00	0.00	0.00	0.00	0.00	0.00	0.00	0.00	0.00	0.00	0.00	0.00	0.00	0.00	0.00	0.00	0.00	0.00
Others(TEF, BTr-Documentary Stamp Tax, etc.)	0.00	0.00	0.00	0.00	0.00	0.00	0.00	0.00	0.00	0.00	0.00	0.00	0.00	0.00	0.00	0.00	0.00	0.00	0.00	0.00	0.00	0.00	0.00	0.00	0.00	0.00	0.00
TOTAL NON-CASH DISBURSEMENTS	0.00	0.00	0.00	0.00	0.00	0.00	0.00	0.00	0.00	0.00	0.00	0.00	0.00	0.00	0.00	0.00	0.00	0.00	0.00	0.00	0.00	0.00	0.00	0.00	0.00	0.00	0.00
GRAND TOTAL	0.00	5,220,660.38	9,803.65	0.00	5,230,464.03	0.00	0.00	0.00	0.00	0.00	0.00	0.00	0.00	0.00	0.00	0.00	5,230,464.03	0.00	0.00	0.00	0.00	0.00	5,220,660.38	9,803.65	0.00	5,230,464.03	

SUMMARY


Particulars (1)	Previous Report (2)	This Month (3)	As at Date (4)
Total Disbursement Authorities Received	119,032,000.00	12,447,000.00	131,479,000.00
NCA	119,032,000.00	12,447,000.00	131,479,000.00
NTA	0.00	0.00	0.00
Working Fund	0.00	0.00	0.00
TRA	0.00	0.00	0.00
CDC	0.00	0.00	0.00
NCAA	0.00	0.00	0.00
Less: Notice of Transfer of Allocations (NTA)* issued	0.00	0.00	0.00
Total Disbursement Authorities Available	119,032,000.00	12,447,000.00	131,479,000.00
Less:	0.00	0.00	0.00
Lapsed NCA	0.00	0.00	0.00
Disbursements	81,090,905.60	5,230,464.03	86,321,369.63
Less: Other Non-Cash Disbursements	0.00	0.00	0.00
Disbursements effected through outright deductions from claims	0.00	0.00	0.00
Overpayment of expenses(e.g. personnel benefits)	0.00	0.00	0.00
Restitution for loss of government property	0.00	0.00	0.00
Liquidated damages and similar claims	0.00	0.00	0.00
Others (e.g. TEF, BTr, Docs Stamp, etc.)	0.00	0.00	0.00
Add/Less: Adjustments (e.g. cancelled/staled checks)	0.00	0.00	0.00
Balance of Disbursement Authorities as at date	37,941,094.40	7,216,535.97	45,157,630.37
Total Disbursements Program	119,032,000.00	12,447,000.00	131,479,000.00
Less: *Actual Disbursements	81,090,905.60	5,230,464.03	86,321,369.63
(Over)/Under spending	37,941,094.40	7,216,535.97	45,157,630.37

Notes: * The use of NTA is discouraged
 Notes: ** Amounts should tally with the grand total disbursementt (column 27).

Certified Correct:

 MALERNA C. BUYAO
 CHIEF ACCOUNTANT
 Date:

Recommending Approval:


 MA. LOURDES D. MEDIRAN
 DEPUTY EXECUTIVE
 Date:


Approved By:

 AMB. EDWARD L. FERERA Ph.D
 EXECUTIVE DIRECTOR
 Date:

QUARTERLY REPORT OF REVENUE AND OTHER RECEIPTS
As at the Quarter Ending September 30, 2023

Department : Budgetary Support to Government Corporations
 Agency/Entity : Center for International Trade Expositions and Missions
 Operating Unit : < not applicable >
 Organization Code (UACS) : 35 043 0000000
 Fund Cluster : 01 - Regular Agency Fund


Classification/Sources of Revenue and Other Receipts	UACS CODE	REVENUE TARGET (Annual) per BESF	Actual Revenue and Other Receipts Collections					Cumulative Remittance/Deposits to Date			Variance		Remarks
			1st Quarter Ending March 31	2nd Quarter Ending June 30	3rd Quarter Ending September 30	4th Quarter Ending December 31	Total	Remittance to BTr	Deposited with AGDB	Total	Amount	%	
1	2	3	4	5	6	7	8=(4+5+6+7)	9	10	11=(9+10)	12=(8-3)	13=(12/3)	14
Regular Agency Fund		221,657,000.00	52,504,020.61	64,156,483.02	44,006,786.98	0.00	160,667,290.61	0.00	160,667,290.61	160,667,290.61	(60,989,709.39)	-28 %	
Revenue Collections		221,657,000.00	52,504,020.61	64,156,483.02	44,006,786.98	0.00	160,667,290.61	0.00	160,667,290.61	160,667,290.61	(60,989,709.39)	-28 %	
Not Applicable		221,657,000.00	52,504,020.61	64,156,483.02	44,006,786.98	0.00	160,667,290.61	0.00	160,667,290.61	160,667,290.61	(60,989,709.39)	-28 %	
Non-Tax		221,657,000.00	52,504,020.61	64,156,483.02	44,006,786.98	0.00	160,667,290.61	0.00	160,667,290.61	160,667,290.61	(60,989,709.39)	-28 %	
Other Service Income	4020199099	57,000,000.00	11,340,020.61	13,809,267.55	3,668,382.56	0.00	28,817,670.72	0.00	28,817,670.72	28,817,670.72	(28,182,329.28)	-49 %	
Other Business Income	4020299099	0.00	0.00	548.38	113,904.42	0.00	114,452.80	0.00	114,452.80	114,452.80	114,452.80	0 %	
Subsidy from National Government	4030101000	164,657,000.00	41,164,000.00	50,168,000.00	40,147,000.00	0.00	131,479,000.00	0.00	131,479,000.00	131,479,000.00	(33,178,000.00)	-20 %	
Gain in Foreign Exchange (FOREX)	4050101000	0.00	0.00	949.28	0.00	0.00	949.28	0.00	949.28	949.28	949.28	0 %	
Miscellaneous Income	4060999000	0.00	0.00	177,717.81	77,500.00	0.00	255,217.81	0.00	255,217.81	255,217.81	255,217.81	0 %	
GRAND TOTAL		221,657,000.00	52,504,020.61	64,156,483.02	44,006,786.98	0.00	160,667,290.61	0.00	160,667,290.61	160,667,290.61	(60,989,709.39)	-28 %	

Certified Correct:

 MALERNA C. BUYAO
 CHIEF ACCOUNTANT
 Date:

Certified Correct:

 WILMA G. DULAY
 CHIEF, BUDGET AND CASH
 Date:

Recommending Approval By:

 MA. LOURDES D. MEDIRAN
 DEPUTY EXECUTIVE DIRECTOR
 Date:

Approved:

 AMB. EDWARD L. FERREIRA Ph.D
 EXECUTIVE DIRECTOR
 Date: