

Particulars	UACS CODE	Physical Targets					Physical Accomplishments					Variance as of June 30, 2025	Remarks
		1st Quarter	2nd Quarter	3rd Quarter	4th Quarter	Total	1st Quarter	2nd Quarter	3rd Quarter	4th Quarter	Total		
1	2	3	4	5	6	7=(3+4+5+6)	8	9	10	11	12=(8+9+10+11)	13	14
Output Indicators													
1. Total export orders (In Million US\$)		12.953	15.794	0.484	66.515	95.746	41.518	55.628			97.146	1.400	<p>CITEM exhibitor-companies generated a total of US\$55.628 Million booked export orders for 2nd quarter 2025, which is 58% of the total target export orders for the year. This figure came from the organization of IFEX Philippines and Sustainability Solutions Exchange held on 22-24 May 2025 at the World Trade Center Metro Manila. Export orders refer to the amount of Booked sales as reported by CITEM Exhibitor-companies that participated in the mentioned CITEM-organized Export Promotion Projects.</p> <p>Note that this is a preliminary figure and shall be updated based on data from CITEM's Trade Fair Information System (TFIS).</p>
2. Number of companies participating in Export Promotion Activities		92	443	112	112	1,034	322	619			941	(93)	<p>CITEM assisted 619 exhibitors (companies) for 2nd quarter 2025 which represents 60% of the target no. of exhibitors/companies to be assisted for the year. This figure came from the following: 1) Organization of IFEX Philippines and Sustainability Solutions Exchange (22-24 May 2025/World Trade Center Metro Manila), 2) CITEM-organized PH participation in the following overseas trade fairs: a) Highpoint Furniture Market, (North Carolina, USA) and b) INDEX Dubai (27-29 May 2025 / Dubai, UAE).</p> <p>Note that this is a preliminary figure and shall be updated based on data from CITEM's Trade Fair Information System (TFIS). The shortfall is expected to be realized in the 3rd to 4th quarter.</p>

Particulars	UACS CODE	Physical Targets					Physical Accomplishments					Variance as of June 30, 2025	Remarks
		1st Quarter	2nd Quarter	3rd Quarter	4th Quarter	Total	1st Quarter	2nd Quarter	3rd Quarter	4th Quarter	Total		
1	2	3	4	5	6	7=(3+4+5+6)	8	9	10	11	12=(8+9+10+11)	13	14
3. Number of Trade Inquiries in Export Promotion Events		3,845	1,739	719	1,892	8,195	3,605	15,667			19,272	11,077	CITEM generated 15,667 trade inquiries for 2nd quarter 2025 which represents 191% of the target trade inquiries for the year. These trade inquiries came from the following 1) Organization of IFEX Philippines and Sustainability Solutions Exchange (22-24 May 2025/World Trade Center Metro Manila), 2) CITEM-organized PH participation in the following overseas trade fairs: a) Highpoint Furniture Market, (North Carolina, USA) and b) INDEX Dubai (27-29 May 2025 / Dubai, UAE).
4. Number of Trade Buyers attending Export Promotion Events		1,245	1,181	289	1,150	3,865	1,837	3,548			5,385	1,520	The number of trade buyers for 2nd quarter 2025 was based on unique trade buyers from the following: 1) Organization of IFEX Philippines and Sustainability Solutions Exchange (22-24 May 2025/World Trade Center Metro Manila), 2) CITEM-organized PH participation in the following overseas trade fairs: a) Highpoint Furniture Market, (North Carolina, USA) and b) INDEX Dubai (27-29 May 2025 / Dubai, UAE). Note that this is a preliminary figure and shall be updated based on data from CITEM's Trade Fair Information System (TFIS).

Prepared by:

Approved by:


 ATTY. EVA MARIE O. MARQUINA
 Chief, Corporate Planning Division


 LEAH PULIDO OCAMPO
 Executive Director


STATEMENT OF APPROPRIATIONS, ALLOTMENTS, OBLIGATIONS, DISBURSEMENTS AND BALANCES
As at the Quarter Ending June 30, 2025

Department : Budgetary Support to Government Corporations (BSGC)
Agency/Entity : Center for International Trade Expositions and Missions
Operating Unit : < not applicable >
Organization Code : 35 043 0000000
Fund Cluster : 01 - Regular Agency Fund
(e.g. UACS Fund Cluster: 01-Regular Agency Fund, 02-Foreign Assisted Projects Fund, 03-Special Account-Locally Funded/Domestic Grants Fund, and 04-Special Account-Foreign Assisted/Foreign Grants Fund)

X	Current Year Appropriations
	Supplemental Appropriations
	Continuing Appropriations

Particulars	UACS CODE	Appropriations		Allotments					Current Year Obligations					Current Year Disbursements					Balances				
		Authorized Appropriations	Adjustments (Transfer To/From, Modifications/ Augmentations)	Adjusted Appropriations	Allotments Received	Adjustments (Reductions, Modifications/ Augmentations)	Transfer To	Transfer From	Adjusted Allotments	1st Quarter Ending March 31	2nd Quarter Ending June 30	3rd Quarter Ending September 30	4th Quarter Ending December 31	Total	1st Quarter Ending March 31	2nd Quarter Ending June 30	3rd Quarter Ending September 30	4th Quarter Ending December 31	Total	Unreleased Appropriations	Unobligated Allotments	Unpaid Obligations (16-20)-(23-24)	
		3	4	5	6	7	8	9	10	11	12	13	14	15	16	17	18	19	20	21	22	23	24
I. Agency Specific Budget		289,608,000.00	0.00	289,608,000.00	289,608,000.00	0.00	0.00	0.00	289,608,000.00	94,514,303.54	58,785,033.32	0.00	0.00	153,299,336.86	41,443,876.42	60,981,393.89	0.00	0.00	102,425,270.31	0.00	136,308,663.14	0.00	50,874,066.55
General Administration and Support	1000000 0000000 0	35,171,000.00	0.00	35,171,000.00	35,171,000.00	0.00	0.00	0.00	35,171,000.00	18,040,086.56	5,049,731.59	0.00	0.00	23,089,818.15	5,771,244.97	9,458,630.35	0.00	0.00	15,229,875.32	0.00	12,081,181.85	0.00	7,859,942.83
General Management and Supervision	1000001 0000100 0	35,171,000.00	0.00	35,171,000.00	35,171,000.00	0.00	0.00	0.00	35,171,000.00	18,040,086.56	5,049,731.59	0.00	0.00	23,089,818.15	5,771,244.97	9,458,630.35	0.00	0.00	15,229,875.32	0.00	12,081,181.85	0.00	7,859,942.83
MOOE		35,171,000.00	0.00	35,171,000.00	35,171,000.00	0.00	0.00	0.00	35,171,000.00	18,040,086.56	5,049,731.59	0.00	0.00	23,089,818.15	5,771,244.97	9,458,630.35	0.00	0.00	15,229,875.32	0.00	12,081,181.85	0.00	7,859,942.83
Sub-Total, General		35,171,000.00	0.00	35,171,000.00	35,171,000.00	0.00	0.00	0.00	35,171,000.00	18,040,086.56	5,049,731.59	0.00	0.00	23,089,818.15	5,771,244.97	9,458,630.35	0.00	0.00	15,229,875.32	0.00	12,081,181.85	0.00	7,859,942.83
MOOE		35,171,000.00	0.00	35,171,000.00	35,171,000.00	0.00	0.00	0.00	35,171,000.00	18,040,086.56	5,049,731.59	0.00	0.00	23,089,818.15	5,771,244.97	9,458,630.35	0.00	0.00	15,229,875.32	0.00	12,081,181.85	0.00	7,859,942.83
Support to Operations	2000000 0000000 0	53,416,000.00	0.00	53,416,000.00	53,416,000.00	0.00	0.00	0.00	53,416,000.00	17,113,017.14	8,238,534.14	0.00	0.00	25,351,551.28	6,333,301.35	7,000,790.30	0.00	0.00	13,334,091.65	0.00	28,064,448.72	0.00	12,017,459.63
Institutional promotion and information services management	2000001 0000100 0	53,416,000.00	0.00	53,416,000.00	53,416,000.00	0.00	0.00	0.00	53,416,000.00	17,113,017.14	8,238,534.14	0.00	0.00	25,351,551.28	6,333,301.35	7,000,790.30	0.00	0.00	13,334,091.65	0.00	28,064,448.72	0.00	12,017,459.63
MOOE		53,416,000.00	0.00	53,416,000.00	53,416,000.00	0.00	0.00	0.00	53,416,000.00	17,113,017.14	8,238,534.14	0.00	0.00	25,351,551.28	6,333,301.35	7,000,790.30	0.00	0.00	13,334,091.65	0.00	28,064,448.72	0.00	12,017,459.63
Sub-Total, Support to		53,416,000.00	0.00	53,416,000.00	53,416,000.00	0.00	0.00	0.00	53,416,000.00	17,113,017.14	8,238,534.14	0.00	0.00	25,351,551.28	6,333,301.35	7,000,790.30	0.00	0.00	13,334,091.65	0.00	28,064,448.72	0.00	12,017,459.63
MOOE		53,416,000.00	0.00	53,416,000.00	53,416,000.00	0.00	0.00	0.00	53,416,000.00	17,113,017.14	8,238,534.14	0.00	0.00	25,351,551.28	6,333,301.35	7,000,790.30	0.00	0.00	13,334,091.65	0.00	28,064,448.72	0.00	12,017,459.63
Operations	3000000 0000000 0	201,021,000.00	0.00	201,021,000.00	201,021,000.00	0.00	0.00	0.00	201,021,000.00	59,361,199.84	45,496,767.59	0.00	0.00	104,857,967.43	29,339,330.10	44,521,973.24	0.00	0.00	73,861,303.34	0.00	96,163,032.57	0.00	30,996,664.09
OO : Increased Trade EXPORT/TRADE	201,021,000.00	0.00	201,021,000.00	201,021,000.00	0.00	0.00	0.00	0.00	201,021,000.00	59,361,199.84	45,496,767.59	0.00	0.00	104,857,967.43	29,339,330.10	44,521,973.24	0.00	0.00	73,861,303.34	0.00	96,163,032.57	0.00	30,996,664.09
Signature Events	3101001 0000100 0	201,021,000.00	0.00	201,021,000.00	201,021,000.00	0.00	0.00	0.00	201,021,000.00	59,361,199.84	45,496,767.59	0.00	0.00	104,857,967.43	29,339,330.10	44,521,973.24	0.00	0.00	73,861,303.34	0.00	96,163,032.57	0.00	30,996,664.09
MOOE		201,021,000.00	0.00	201,021,000.00	201,021,000.00	0.00	0.00	0.00	201,021,000.00	59,361,199.84	45,496,767.59	0.00	0.00	104,857,967.43	29,339,330.10	44,521,973.24	0.00	0.00	73,861,303.34	0.00	96,163,032.57	0.00	30,996,664.09
Sub-Total, Operations		201,021,000.00	0.00	201,021,000.00	201,021,000.00	0.00	0.00	0.00	201,021,000.00	59,361,199.84	45,496,767.59	0.00	0.00	104,857,967.43	29,339,330.10	44,521,973.24	0.00	0.00	73,861,303.34	0.00	96,163,032.57	0.00	30,996,664.09
MOOE		201,021,000.00	0.00	201,021,000.00	201,021,000.00	0.00	0.00	0.00	201,021,000.00	59,361,199.84	45,496,767.59	0.00	0.00	104,857,967.43	29,339,330.10	44,521,973.24	0.00	0.00	73,861,303.34	0.00	96,163,032.57	0.00	30,996,664.09
Sub-Total, I. Agency		289,608,000.00	0.00	289,608,000.00	289,608,000.00	0.00	0.00	0.00	289,608,000.00	94,514,303.54	58,785,033.32	0.00	0.00	153,299,336.86	41,443,876.42	60,981,393.89	0.00	0.00	102,425,270.31	0.00	136,308,663.14	0.00	50,874,066.55
MOOE		289,608,000.00	0.00	289,608,000.00	289,608,000.00	0.00	0.00	0.00	289,608,000.00	94,514,303.54	58,785,033.32	0.00	0.00	153,299,336.86	41,443,876.42	60,981,393.89	0.00	0.00	102,425,270.31	0.00	136,308,663.14	0.00	50,874,066.55
GRAND TOTAL		289,608,000.00	0.00	289,608,000.00	289,608,000.00	0.00	0.00	0.00	289,608,000.00	94,514,303.54	58,785,033.32	0.00	0.00	153,299,336.86	41,443,876.42	60,981,393.89	0.00	0.00	102,425,270.31	0.00	136,308,663.14	0.00	50,874,066.55
PS		0.00	0.00	0.00	0.00	0.00	0.00	0.00	0.00	0.00	0.00	0.00	0.00	0.00	0.00	0.00	0.00	0.00	0.00	0.00	0.00	0.00	0.00
MOOE		289,608,000.00	0.00	289,608,000.00	289,608,000.00	0.00	0.00	0.00	289,608,000.00	94,514,303.54	58,785,033.32	0.00	0.00	153,299,336.86	41,443,876.42	60,981,393.89	0.00	0.00	102,425,270.31	0.00	136,308,663.14	0.00	50,874,066.55
FINEX		0.00	0.00	0.00	0.00	0.00	0.00	0.00	0.00	0.00	0.00	0.00	0.00	0.00	0.00	0.00	0.00	0.00	0.00	0.00	0.00	0.00	0.00
CO		0.00	0.00	0.00	0.00	0.00	0.00	0.00	0.00	0.00	0.00	0.00	0.00	0.00	0.00	0.00	0.00	0.00	0.00	0.00	0.00	0.00	0.00
Recapitulation by OO:																							
EXPORT/TRADE		201,021,000.00	0.00	201,021,000.00	201,021,000.00	0.00	0.00	0.00	201,021,000.00	59,361,199.84	45,496,767.59	0.00	0.00	104,857,967.43	29,339,330.10	44,521,973.24	0.00	0.00	73,861,303.34	0.00	96,163,032.57	0.00	30,996,664.09

This report was generated using the Unified Reporting System. Status: PENDING. Date Printed: July 29, 2025 1:08 PM. Date of initial submission: Date of final submission:

Certified Correct:

EILEEN ROSHAN G. VILLANUEVA
OIC, Budget & Cash Division
Date: 07/29/2025

Recommending Approval By:

ATTY. ANNA GRACE I. MARPURI
Department Manager III, CSD
Date:

Approved By:


LEAH PULIDO OCAMPO
Executive Director
Date:

SUMMARY OF APPROPRIATIONS, ALLOTMENTS, OBLIGATIONS, DISBURSEMENTS AND BALANCES BY OBJECT OF EXPENDITURES
As at the Quarter Ending June 30, 2025

Department : Budgetary Support to Government Corporations (BSGC)
 Agency/Entity : Center for International Trade Expositions and Missions
 Operating Unit : < not applicable >
 Organization : 35 043 000000
 Fund Cluster : 01 - Regular Agency Fund
 (e.g. UACS Fund Cluster: 01-Regular Agency Fund, 02-Foreign Assisted Projects Fund, 03-Special Account-Locally Funded/Domestic Grants Fund, and 04-Special Account-Foreign Assisted/Foreign Grants Fund)

<input checked="" type="checkbox"/>	Current Year Appropriations
<input type="checkbox"/>	Supplemental Appropriations
<input type="checkbox"/>	Continuing Appropriations

Particulars	UACS CODE	Appropriations		Allotments					Obligations				Disbursements				Balances						
		Authorized Appropriations	Adjustments (Transfer To/From, Modifications, Augmentations)	Adjusted Appropriations	Allocments Received	Adjustments (Reductions, Modifications, Augmentations)	Transfer To	Transfer From	Adjusted Allotments	1st Quarter Ending March 31	2nd Quarter Ending June 30	3rd Quarter Ending September 30	4th Quarter Ending December 31	Total	1st Quarter Ending March 31	2nd Quarter Ending June 30	3rd Quarter Ending September 30	4th Quarter Ending December 31	Total	Unreleased Appropriations	Unobligated Allotments	Unpaid Obligations (15-20)-(23+24)	
		3	4	5=(3+4)	6	7	8	9	10=(8)-(7)-8+9	11	12	13	14	15=(11)+12+13+14	16	17	18	19	20=(16)+17+18+19	21=(5-18)	22=(15-16)	23	24
SUMMARY		289,608,000.00	0.00	289,608,000.00	289,608,000.00	0.00	0.00	0.00	289,608,000.00	94,514,303.54	58,785,033.32	0.00	0.00	153,299,336.86	41,443,876.42	60,981,393.89	0.00	0.00	102,425,270.31	0.00	136,308,663.14	0.00	50,874,066.55
A. AGENCY SPECIFIC		289,608,000.00	0.00	289,608,000.00	289,608,000.00	0.00	0.00	0.00	289,608,000.00	94,514,303.54	58,785,033.32	0.00	0.00	153,299,336.86	41,443,876.42	60,981,393.89	0.00	0.00	102,425,270.31	0.00	136,308,663.14	0.00	50,874,066.55
Maintenance and Other		289,608,000.00	0.00	289,608,000.00	289,608,000.00	0.00	0.00	0.00	289,608,000.00	94,514,303.54	58,785,033.32	0.00	0.00	153,299,336.86	41,443,876.42	60,981,393.89	0.00	0.00	102,425,270.31	0.00	136,308,663.14	0.00	50,874,066.55
Financial		289,608,000.00	0.00	289,608,000.00	289,608,000.00	0.00	0.00	0.00	289,608,000.00	94,514,303.54	58,785,033.32	0.00	0.00	153,299,336.86	41,443,876.42	60,981,393.89	0.00	0.00	102,425,270.31	0.00	136,308,663.14	0.00	50,874,066.55
Budgetary Support to Government-Owned and/or	502140 4000	289,608,000.00	0.00	289,608,000.00	289,608,000.00	0.00	0.00	0.00	289,608,000.00	94,514,303.54	58,785,033.32	0.00	0.00	153,299,336.86	41,443,876.42	60,981,393.89	0.00	0.00	102,425,270.31	0.00	136,308,663.14	0.00	50,874,066.55
Subsidy Support to Operations of GOCCs	502140 4001	289,608,000.00	0.00	289,608,000.00	289,608,000.00	0.00	0.00	0.00	289,608,000.00	94,514,303.54	58,785,033.32	0.00	0.00	153,299,336.86	41,443,876.42	60,981,393.89	0.00	0.00	102,425,270.31	0.00	136,308,663.14	0.00	50,874,066.55
GRAND TOTAL		289,608,000.00	0.00	289,608,000.00	289,608,000.00	0.00	0.00	0.00	289,608,000.00	94,514,303.54	58,785,033.32	0.00	0.00	153,299,336.86	41,443,876.42	60,981,393.89	0.00	0.00	102,425,270.31	0.00	136,308,663.14	0.00	50,874,066.55

Certified Correct:

 EILEEN ROSMAN G. VILLANUEVA
 OIC, Budget & Cash Division
 Date: 07/29/2025

Recommending Approval By:

 ATTY. ANNA GRACE I. MARPURI
 Department Manager III, CSD
 Date:

Approved By:

 LEAH PULIDO OCAMPO
 Executive Director
 Date:

MONTHLY REPORT OF DISBURSEMENTS
For the month of April 2025

Department : Budgetary Support to Government Corporations (BSGC)
 Agency/Entity : Center for International Trade Expositions and Missions
 Operating Unit : < not applicable >
 Organization Code (UACS) : 35 043 0000000
 Fund Cluster : 01 - Regular Agency Fund
 (e.g. UACS Fund Cluster: 01-Regular Agency Fund, 02-Foreign Assisted Projects Fund, 03-Special Account-Locally Funded/Domestic Grants Fund, etc.)

Particulars	Current Year Budget					Prior Year's Budget		SUB-TOTAL	Grand Total				Remarks
	PS	MOOE	FinEx	CO	TOTAL	Prior Year's Accounts Payable			MOOE	FinEx	CO	TOTAL	
						PS	MOOE						
1	2	3	4	5	6=(2+3+4+5)	7	8	18=(6+17)	24	25	26	27=(23+24+25+26)	28
CASH DISBURSEMENTS	0.00	12,210,786.66	28,864.10	0.00	12,239,650.76	0.00	0.00	12,239,650.76	12,210,786.66	28,864.10	0.00	12,239,650.76	
Notice of Cash Allocation (NCA)	0.00	12,210,786.66	28,864.10	0.00	12,239,650.76	0.00	0.00	12,239,650.76	12,210,786.66	28,864.10	0.00	12,239,650.76	
MDS Checks Issued	0.00	5,811,800.70	0.00	0.00	5,811,800.70	0.00	0.00	5,811,800.70	5,811,800.70	0.00	0.00	5,811,800.70	
Advice to Debit Account	0.00	6,398,985.96	28,864.10	0.00	6,427,850.06	0.00	0.00	6,427,850.06	6,398,985.96	28,864.10	0.00	6,427,850.06	
Notice of Transfer Allocations (NTA)	0.00	0.00	0.00	0.00	0.00	0.00	0.00	0.00	0.00	0.00	0.00	0.00	
MDS Checks Issued	0.00	0.00	0.00	0.00	0.00	0.00	0.00	0.00	0.00	0.00	0.00	0.00	
Advice to Debit Account	0.00	0.00	0.00	0.00	0.00	0.00	0.00	0.00	0.00	0.00	0.00	0.00	
Working Fund for FAPs	0.00	0.00	0.00	0.00	0.00	0.00	0.00	0.00	0.00	0.00	0.00	0.00	
Cash Disbursement Ceiling (CDC)	0.00	0.00	0.00	0.00	0.00	0.00	0.00	0.00	0.00	0.00	0.00	0.00	
TOTAL CASH DISBURSEMENTS	0.00	12,210,786.66	28,864.10	0.00	12,239,650.76	0.00	0.00	12,239,650.76	12,210,786.66	28,864.10	0.00	12,239,650.76	
NON-CASH DISBURSEMENTS	0.00	0.00	0.00	0.00	0.00	0.00	0.00	0.00	0.00	0.00	0.00	0.00	
Tax Remittance Advices Issued (TRA)	0.00	0.00	0.00	0.00	0.00	0.00	0.00	0.00	0.00	0.00	0.00	0.00	
Non-Cash Availment Authority (NCAA)	0.00	0.00	0.00	0.00	0.00	0.00	0.00	0.00	0.00	0.00	0.00	0.00	
Disbursements effected through outright deductions from claims (please specify...)	0.00	0.00	0.00	0.00	0.00	0.00	0.00	0.00	0.00	0.00	0.00	0.00	
Overpayment of expenses(e.g. personnel benefits)	0.00	0.00	0.00	0.00	0.00	0.00	0.00	0.00	0.00	0.00	0.00	0.00	
Restitution for loss of government property	0.00	0.00	0.00	0.00	0.00	0.00	0.00	0.00	0.00	0.00	0.00	0.00	
Liquidated damages and similar claims	0.00	0.00	0.00	0.00	0.00	0.00	0.00	0.00	0.00	0.00	0.00	0.00	
Others(TEF, BTr-Documentary Stamp Tax, etc.)	0.00	0.00	0.00	0.00	0.00	0.00	0.00	0.00	0.00	0.00	0.00	0.00	
TOTAL NON-CASH DISBURSEMENTS	0.00	0.00	0.00	0.00	0.00	0.00	0.00	0.00	0.00	0.00	0.00	0.00	
GRAND TOTAL	0.00	12,210,786.66	28,864.10	0.00	12,239,650.76	0.00	0.00	12,239,650.76	12,210,786.66	28,864.10	0.00	12,239,650.76	

SUMMARY

Particulars (1)	Previous Report (2)	This Month (3)	As at Date (4)
Total Disbursement Authorities Received	61,152,000.00	20,384,000.00	81,536,000.00
NCA	61,152,000.00	20,384,000.00	81,536,000.00
NTA	0.00	0.00	0.00
Working Fund	0.00	0.00	0.00
TRA	0.00	0.00	0.00
CDC	0.00	0.00	0.00
NCAA	0.00	0.00	0.00
less: Notice of Transfer of Allocations (NTA)* issued	0.00	0.00	0.00
Total Disbursement Authorities Available	61,152,000.00	20,384,000.00	81,536,000.00
less:	0.00	0.00	0.00
Lapsed NCA	0.00	0.00	0.00
Disbursements	43,480,621.15	12,239,650.76	55,720,271.91
Less: Other Non-Cash Disbursements	0.00	0.00	0.00
Disbursements effected through outright deductions from claims	0.00	0.00	0.00
Overpayment of expenses(e.g. personnel benefits)	0.00	0.00	0.00
Restitution for loss of government property	0.00	0.00	0.00
Liquidated damages and similar claims	0.00	0.00	0.00
Others (e.g. TEF, BTr, Docs Stamp, etc.)	0.00	0.00	0.00
Add/Less: Adjustments (e.g. cancelled/staled checks)	0.00	0.00	0.00
Balance of Disbursement Authorities as at date	17,671,378.85	8,144,349.24	25,815,728.09
Total Disbursements Program	61,152,000.00	20,384,000.00	81,536,000.00
less: *Actual Disbursements	43,480,621.15	12,239,650.76	55,720,271.91
Over/Under spending	17,671,378.85	8,144,349.24	25,815,728.09


Notes: * The use of NTA is discouraged

Notes: ** Amounts should tally with the grand total disbursement (column 27).

Certified Correct:


WILMA G. DULAY
 DIC - Controllership

Recommending Approval By:


Atty. Anna Grace I. Marpur
 Department Head - CSD

Approved by:


LEAH PULIDO OCAMPO
 Executive Director

MONTHLY REPORT OF DISBURSEMENTS
For the month of May 2025

Department : Budgetary Support to Government Corporations (BSGC)
 Agency/Entity : Center for International Trade Expositions and Missions
 Operating Unit : < not applicable >
 Organization Code (UACS) : 35 043 0000000
 Fund Cluster : 01 - Regular Agency Fund

(e.g. UACS Fund Cluster: 01-Regular Agency Fund, 02-Foreign Assisted Projects Fund, 03-Special Account-Locally Funded/Domestic Grants Fund, etc.)

Particulars	Current Year Budget					Prior Year's Budget		SUB-TOTAL	Grand Total				Remarks
	PS	MOOE	FinEx	CO	TOTAL	Prior Year's Accounts Payable			MOOE	FinEx	CO	TOTAL	
						PS	MOOE						
1	2	3	4	5	6=(2+3+4+5)	7	8	18=(6+17)	24	25	26	27=(23+24+25+26)	28
CASH DISBURSEMENTS	0.00	17,577,210.72	8,027.40	0.00	17,585,238.12	0.00	0.00	17,585,238.12	17,577,210.72	8,027.40	0.00	17,585,238.12	
Notice of Cash Allocation (NCA)	0.00	17,577,210.72	8,027.40	0.00	17,585,238.12	0.00	0.00	17,585,238.12	17,577,210.72	8,027.40	0.00	17,585,238.12	
MDS Checks Issued	0.00	11,626,453.06	0.00	0.00	11,626,453.06	0.00	0.00	11,626,453.06	11,626,453.06	0.00	0.00	11,626,453.06	
Advice to Debit Account	0.00	5,950,757.66	8,027.40	0.00	5,958,785.06	0.00	0.00	5,958,785.06	5,950,757.66	8,027.40	0.00	5,958,785.06	
Notice of Transfer Allocations (NTA)	0.00	0.00	0.00	0.00	0.00	0.00	0.00	0.00	0.00	0.00	0.00	0.00	
MDS Checks Issued	0.00	0.00	0.00	0.00	0.00	0.00	0.00	0.00	0.00	0.00	0.00	0.00	
Advice to Debit Account	0.00	0.00	0.00	0.00	0.00	0.00	0.00	0.00	0.00	0.00	0.00	0.00	
Working Fund for FAPs	0.00	0.00	0.00	0.00	0.00	0.00	0.00	0.00	0.00	0.00	0.00	0.00	
Cash Disbursement Ceiling (CDC)	0.00	0.00	0.00	0.00	0.00	0.00	0.00	0.00	0.00	0.00	0.00	0.00	
TOTAL CASH DISBURSEMENTS	0.00	17,577,210.72	8,027.40	0.00	17,585,238.12	0.00	0.00	17,585,238.12	17,577,210.72	8,027.40	0.00	17,585,238.12	
NON-CASH DISBURSEMENTS	0.00	0.00	0.00	0.00	0.00	0.00	0.00	0.00	0.00	0.00	0.00	0.00	
Tax Remittance Advices Issued (TRA)	0.00	0.00	0.00	0.00	0.00	0.00	0.00	0.00	0.00	0.00	0.00	0.00	
Non-Cash Availment Authority (NCAA)	0.00	0.00	0.00	0.00	0.00	0.00	0.00	0.00	0.00	0.00	0.00	0.00	
Disbursements effected through outright deductions from claims (please specify...)	0.00	0.00	0.00	0.00	0.00	0.00	0.00	0.00	0.00	0.00	0.00	0.00	
Overpayment of expenses(e.g. personnel benefits)	0.00	0.00	0.00	0.00	0.00	0.00	0.00	0.00	0.00	0.00	0.00	0.00	
Restitution for loss of government property	0.00	0.00	0.00	0.00	0.00	0.00	0.00	0.00	0.00	0.00	0.00	0.00	
Liquidated damages and similar claims	0.00	0.00	0.00	0.00	0.00	0.00	0.00	0.00	0.00	0.00	0.00	0.00	
Others(TEF, BTr-Documentary Stamp Tax, etc.)	0.00	0.00	0.00	0.00	0.00	0.00	0.00	0.00	0.00	0.00	0.00	0.00	
TOTAL NON-CASH DISBURSEMENTS	0.00	0.00	0.00	0.00	0.00	0.00	0.00	0.00	0.00	0.00	0.00	0.00	
GRAND TOTAL	0.00	17,577,210.72	8,027.40	0.00	17,585,238.12	0.00	0.00	17,585,238.12	17,577,210.72	8,027.40	0.00	17,585,238.12	

SUMMARY

Particulars (1)	Q2 7 APRIL 36	MAY	As at Date
	Previous Report (2)	This Month (3)	(4)
Total Disbursement Authorities Received	81,536,000.00	20,384,000.00	101,920,000.00
NCA	81,536,000.00	20,384,000.00	101,920,000.00
NTA	0.00	0.00	0.00
Working Fund	0.00	0.00	0.00
TRA	0.00	0.00	0.00
CDC	0.00	0.00	0.00
NCAA	0.00	0.00	0.00
Less: Notice of Transfer of Allocations (NTA)* issued	0.00	0.00	0.00
Total Disbursement Authorities Available	81,536,000.00	20,384,000.00	101,920,000.00
Less:	0.00	0.00	0.00
Lapsed NCA	0.00	0.00	0.00
Disbursements	55,720,271.91	17,585,238.12	73,305,510.03
Less: Other Non-Cash Disbursements	0.00	0.00	0.00
Disbursements effected through outright deductions from claims	0.00	0.00	0.00
Overpayment of expenses(e.g. personnel benefits)	0.00	0.00	0.00
Restitution for loss of government property	0.00	0.00	0.00
Liquidated damages and similar claims	0.00	0.00	0.00
Others (e.g. TEF, BTr, Docs Stamp, etc.)	0.00	0.00	0.00
Add/Less: Adjustments (e.g. cancelled/staled checks)	0.00	0.00	0.00
Balance of Disbursement Authorities as at date	25,815,728.09	2,798,761.88	28,614,489.97
Total Disbursements Program	81,536,000.00	20,384,000.00	101,920,000.00
Less: *Actual Disbursements	55,720,271.91	17,585,238.12	73,305,510.03
(Over)/Under spending	25,815,728.09	2,798,761.88	28,614,489.97


Notes: * The use of NTA is discouraged

Notes: ** Amounts should tally with the grand total disbursemnt (column 27).

Certified Correct:

Recommending Approval By:

Approved by:


WILMA G. DULAY
 OIC - Controllership


Atty. Anna Grace I. Marpuri
 Department Head - CSD


LEAH PULIDO OCAMPO
 Executive Director

MONTHLY REPORT OF DISBURSEMENTS
For the month of June 2025

Department : Budgetary Support to Government Corporations (BSGC)
 Agency/Entity : Center for International Trade Expositions and Missions
 Operating Unit : < not applicable >
 Organization Code (UACS) : 35 043 0000000
 Fund Cluster : 01 - Regular Agency Fund

(e.g. UACS Fund Cluster: 01-Regular Agency Fund, 02-Foreign Assisted Projects Fund, 03-Special Account-Locally Funded/Domestic Grants Fund, etc.)

Particulars	Current Year Budget					Prior Year's Budget		SUB-TOTAL	Grand Total				Remarks
	PS	MOOE	FinEx	CO	TOTAL	Prior Year's Accounts Payable			MOOE	FinEx	CO	TOTAL	
						PS	MOOE						
1	2	3	4	5	6=(2+3+4+5)	7	8	18=(6+17)	24	25	26	27=(23+24+25+26)	28
CASH DISBURSEMENTS	0.00	22,594,678.17	0.00	0.00	22,594,678.17	0.00	0.00	22,594,678.17	22,594,678.17	0.00	0.00	22,594,678.17	
Notice of Cash Allocation (NCA)	0.00	22,594,678.17	0.00	0.00	22,594,678.17	0.00	0.00	22,594,678.17	22,594,678.17	0.00	0.00	22,594,678.17	
MDS Checks Issued	0.00	19,736,755.40	0.00	0.00	19,736,755.40	0.00	0.00	19,736,755.40	19,736,755.40	0.00	0.00	19,736,755.40	
Advice to Debit Account	0.00	2,857,922.77	0.00	0.00	2,857,922.77	0.00	0.00	2,857,922.77	2,857,922.77	0.00	0.00	2,857,922.77	
Notice of Transfer Allocations (NTA)	0.00	0.00	0.00	0.00	0.00	0.00	0.00	0.00	0.00	0.00	0.00	0.00	
MDS Checks Issued	0.00	0.00	0.00	0.00	0.00	0.00	0.00	0.00	0.00	0.00	0.00	0.00	
Advice to Debit Account	0.00	0.00	0.00	0.00	0.00	0.00	0.00	0.00	0.00	0.00	0.00	0.00	
Working Fund for FAPs	0.00	0.00	0.00	0.00	0.00	0.00	0.00	0.00	0.00	0.00	0.00	0.00	
Cash Disbursement Ceiling (CDC)	0.00	0.00	0.00	0.00	0.00	0.00	0.00	0.00	0.00	0.00	0.00	0.00	
TOTAL CASH DISBURSEMENTS	0.00	22,594,678.17	0.00	0.00	22,594,678.17	0.00	0.00	22,594,678.17	22,594,678.17	0.00	0.00	22,594,678.17	
NON-CASH DISBURSEMENTS	0.00	0.00	0.00	0.00	0.00	0.00	0.00	0.00	0.00	0.00	0.00	0.00	
Tax Remittance Advices Issued (TRA)	0.00	0.00	0.00	0.00	0.00	0.00	0.00	0.00	0.00	0.00	0.00	0.00	
Non-Cash Availment Authority (NCAA)	0.00	0.00	0.00	0.00	0.00	0.00	0.00	0.00	0.00	0.00	0.00	0.00	
Disbursements effected through outright deductions from claims (please specify...)	0.00	0.00	0.00	0.00	0.00	0.00	0.00	0.00	0.00	0.00	0.00	0.00	
Overpayment of expenses(e.g. personnel benefits)	0.00	0.00	0.00	0.00	0.00	0.00	0.00	0.00	0.00	0.00	0.00	0.00	
Restitution for loss of government property	0.00	0.00	0.00	0.00	0.00	0.00	0.00	0.00	0.00	0.00	0.00	0.00	
Liquidated damages and similar claims	0.00	0.00	0.00	0.00	0.00	0.00	0.00	0.00	0.00	0.00	0.00	0.00	
Others(TEF, BTr-Documentary Stamp Tax, etc.)	0.00	0.00	0.00	0.00	0.00	0.00	0.00	0.00	0.00	0.00	0.00	0.00	
TOTAL NON-CASH DISBURSEMENTS	0.00	0.00	0.00	0.00	0.00	0.00	0.00	0.00	0.00	0.00	0.00	0.00	
GRAND TOTAL	0.00	22,594,678.17	0.00	0.00	22,594,678.17	0.00	0.00	22,594,678.17	22,594,678.17	0.00	0.00	22,594,678.17	

SUMMARY

Particulars (1)	As of May 31	June	As of June 31
	Previous Report (2)	This Month (3)	As at Date (4)
Total Disbursement Authorities Received	101,920,000.00	20,384,000.00	122,304,000.00
NCA	101,920,000.00	20,384,000.00	122,304,000.00
NTA	0.00	0.00	0.00
Working Fund	0.00	0.00	0.00
TRA	0.00	0.00	0.00
CDC	0.00	0.00	0.00
NCAA	0.00	0.00	0.00
Less: Notice of Transfer of Allocations (NTA)* issued	0.00	0.00	0.00
Total Disbursement Authorities Available	101,920,000.00	20,384,000.00	122,304,000.00
Less:	0.00	0.00	0.00
Lapsed NCA	0.00	0.00	0.00
Disbursements	73,305,510.03	22,594,678.17	95,900,188.20
Less: Other Non-Cash Disbursements	0.00	0.00	0.00
Disbursements effected through outright deductions from claims	0.00	0.00	0.00
Overpayment of expenses(e.g. personnel benefits)	0.00	0.00	0.00
Restitution for loss of government property	0.00	0.00	0.00
Liquidated damages and similar claims	0.00	0.00	0.00
Others (e.g. TEF, BTr, Docs Stamp, etc.)	0.00	0.00	0.00
Add/Less: Adjustments (e.g. cancelled/staled checks)	0.00	0.00	0.00
Balance of Disbursement Authorities as at date	28,614,489.97	(2,210,678.17)	26,403,811.80
Total Disbursements Program	101,920,000.00	20,384,000.00	122,304,000.00
Less: *Actual Disbursements	73,305,510.03	22,594,678.17	95,900,188.20
(Over)/Under spending	28,614,489.97	(2,210,678.17)	26,403,811.80

Notes: * The use of NTA is discouraged

Notes: ** Amounts should tally with the grand total disbursement (column 27).

Certified Correct:


WILMA G. DULAY
 OIC - Controllership

Recommending Approval By:


Atty. Anna Grace I. Marpuri
 Department Head - CSD

Approved by:


LEAH PULIDO OCAMPO
 Executive Director

QUARTERLY REPORT OF REVENUE AND OTHER RECEIPTS
As at the Quarter Ending June 30, 2025


Department : Budgetary Support to Government Corporations (BSGC)
 Agency/Entity : Center for International Trade Expositions and Missions
 Operating Unit : < not applicable >
 Organization Code (UACS) : 35 043 0000000
 Fund Cluster : 01 - Regular Agency Fund

Classification/Sources of Revenue and Other Receipts	UACS CODE	REVENUE TARGET (Annual) per BESF	Actual Revenue and Other Receipts Collections					Cumulative Remittance/Deposits to Date			Variance		Remarks
			1st Quarter Ending March 31	2nd Quarter Ending June 30	3rd Quarter Ending September 30	4th Quarter Ending December 31	Total	Remittance to BTr	Deposited with AGDB	Total	Amount	%	
1	2	3	4	5	6	7	8=(4+5+6+7)	9	10	11=(9+10)	12=(8-3)	13=(12/3)	14
Regular Agency Fund		420,701,000.00	78,155,296.59	90,672,776.86	0.00	0.00	168,828,073.45	0.00	0.00	0.00	(251,872,926.55)	-60 %	
Revenue Collections		420,701,000.00	78,155,296.59	90,672,776.86	0.00	0.00	168,828,073.45	0.00	0.00	0.00	(251,872,926.55)	-60 %	
Not Applicable		420,701,000.00	78,155,296.59	90,672,776.86	0.00	0.00	168,828,073.45	0.00	0.00	0.00	(251,872,926.55)	-60 %	
Non-Tax		420,701,000.00	78,155,296.59	90,672,776.86	0.00	0.00	168,828,073.45	0.00	0.00	0.00	(251,872,926.55)	-60 %	
Other Service Income	4020199099	131,093,000.00	16,989,820.61	29,519,773.44	0.00	0.00	46,509,594.05	0.00	0.00	0.00	(84,583,405.95)	-65 %	
Interest on NG Deposits	4020221001	0.00	13,347.65	0.00	0.00	0.00	13,347.65	0.00	0.00	0.00	13,347.65	0 %	
Subsidy from National Government	4030101000	289,608,000.00	61,152,000.00	61,152,000.00	0.00	0.00	122,304,000.00	0.00	0.00	0.00	(167,304,000.00)	-58 %	
Miscellaneous Income	4060999000	0.00	128.33	1,003.42	0.00	0.00	1,131.75	0.00	0.00	0.00	1,131.75	0 %	
GRAND TOTAL		420,701,000.00	78,155,296.59	90,672,776.86	0.00	0.00	168,828,073.45	0.00	0.00	0.00	(251,872,926.55)	-60 %	

Certified Correct:


 WILMA G. DULAY
 OIC - Controllership
 Date:


Certified Correct:


 EILEEN ROSHAN G. VILLANUEVA
 OIC - BUDGET AND CASH
 Date:

Recommending Approval By:


 ATTY ANNA GRACE I. MARPURI
 DEPARTMENT HEAD - CSD
 Date:

Approved By:


 LEAH PULIDO OCAMPO
 EXECUTIVE DIRECTOR
 Date: