

QUARTERLY PHYSICAL REPORT OF OPERATION
As of June 30, 2024

Department : Budgetary Support to Government Corporations (BSGC)
 Agency/Entity : Center for International Trade Expositions and Missions
 Operating Unit : < not applicable >
 Organization Code (UACS) : 35 043 0000000

Particulars	UACS CODE	Physical Target (Budget Year)					Physical Accomplishment (Budget Year)					Variance as of June 30, 2024	Remarks
		1st Quarter	2nd Quarter	3rd Quarter	4th Quarter	Total	1st Quarter	2nd Quarter	3rd Quarter	4th Quarter	Total		
1	2	3	4	5	6	7	8	9	10	11	12	13	14
EXPORT/TRADE PROMOTION PROGRAM	310100000000000												
OO : Increased Trade Promotion Activities													
Outcome Indicator(s)													
1. Percentage increase in number of companies participating in Export Promotion activities						20% increase from 2023 target of 718 companies	N/A	N/A					20% increase is the annual target
2. Percentage of returning companies in Signature Events						47%	N/A	58%			58%	11%	Refers to % returning companies (exhibitors) in IFEX Philippines held on 10-12 May 2024 at the World Trade Center Metro Manila.
3. Percentage increase in the amount of potential export orders						20% increase from 2023 target of US\$66.49M total export orders	N/A	N/A					20% increase is the annual target
Output Indicator(s)													
1. Total export orders						US \$79.788M	US\$142.250 M	US\$92.243M			US \$234.493M	US\$154.705M	CITEM exhibitor-companies generated a total of US\$92.243 Million export sales for 2nd quarter 2024, which is 116% of the total target export sales for the year. This figure came from the participation in the following projects: 1) HK Home Instyle, (19-21 April / Hong Kong, China) and IFEX Philippines (10-12 May / World Trade Center Metro Manila, Pasay City, Philippines).. Export Sales refers to the amount of Potential Export Orders as reported by CITEM Exhibitor-companies that participated in the mentioned CITEM-organized Export Promotion Projects and includes: 1) Booked Sales; 2) Sales Under Negotiation; and 3) Contract agreements.

Department : Budgetary Support to Government Corporations (BSGC)
 Agency/Entity : Center for International Trade Expositions and Missions
 Operating Unit : < not applicable >
 Organization Code (UACS) : 35 043 000000

Particulars	UACS CODE	Physical Target (Budget Year)					Physical Accomplishment (Budget Year)					Variance as of June 30, 2024	Remarks
		1st Quarter	2nd Quarter	3rd Quarter	4th Quarter	Total	1st Quarter	2nd Quarter	3rd Quarter	4th Quarter	Total		
1	2	3	4	5	6	7	8	9	10	11	12	13	14
2. Number of companies participating in Export Promotions Activities						862	82	503			585	(277)	CITEM assisted 503 companies (exhibitors) for 2nd quarter 2024 which contributed 86% to the accumulated YTD 585 companies assisted recorded as of end-June 2024. This YTD figure represents 68% of the annual target no. of exhibitors/companies to be assisted for the year. This quarterly incremental figure came from the following: 1) HK Home Instyle, (19-21 April / Hong Kong, China) and IFEX Philippines (10-12 May / World Trade Center Motro Manila, Pasay City, Philippines).. Note that this is a preliminary figure and shall be updated based on encoded data in CITEM's database, the Exhibitors Profile System (EPS). The shortfall is expected to be realized in the 3rd to 4th quarter 2024.
3. Number of Trade Inquiries in Export Promotion Events						6,829	4,297	23,866			28,163	21,334	CITEM generated 23,866 trade inquiries for 2nd quarter 2024 which already accounts for 349% of the target trade inquiries for the year. These trade inquiries came from the following projects: 1) HK Home Instyle (April) and 2) IFEX Philippines (May).
4. Number of Trade Buyers attending Export Promotion Events						3,221	1,730	1,141			2,871	(350)	A total of 1,141 trade buyers have registered for 2nd quarter of 2024 which is 35% of the target trade buyers for the year. This figure was based on registered unique trade buyers count from the following: 1) Institutional participation in HK Home Instyle (April) and 2) Organization of CITEM's Signature Event, IFEX Philippines (May). Note that this is a preliminary figure and shall be updated based on encoded data in CITEM's database, the Visitors Profile System (VPS). The shortfall is expected to be realized in the 3rd to 4th quarter 2024.

Prepared By:



KATRINA C. PINEDA
 Chief, TDS and OIC, Corporate Planning Division
 Date: July 29, 2024 03:34 PM

muc

In coordination with:



MA. LOURDES D. MEDIRAN
 Deputy Executive Director
 Date: July 29, 2024 03:34 PM

Approved By:



LEAH PULIDO OCAMPO
 Executive Director
 Date: July 29, 2024 04:41 PM

STATEMENT OF APPROPRIATIONS, ALLOTMENTS, OBLIGATIONS, DISBURSEMENTS AND BALANCES
As at the Quarter Ending June 30, 2024

Department : Budgetary Support to Government Corporations (BSGC)
Agency/Entity : Center for International Trade Expositions and Missions
Operating Unit : < not applicable >
Organization Code : 35 043 0000000
Fund Cluster : 01 - Regular Agency Fund

X	Current Year Appropriations
	Supplemental Appropriations
	Continuing Appropriations

(e.g. UACS Fund Cluster: 01-Regular Agency Fund, 02-Foreign Assisted Projects Fund, 03-Special Account-Locally Funded/Domestic Grants Fund, and 04-Special Account-Foreign Assisted/Foreign Grants Fund)


Particulars	UACS CODE	Appropriations		Allotments			Current Year Obligations							Current Year Disbursements				Balances					
		Authorized Appropriations	Adjustments (Transfer To/From, Modifications/ Augmentations)	Adjusted Appropriations	Allotments Received	Adjustments (Reductions, Modifications/ Augmentations)	Transfer To	Transfer From	Adjusted Allotments	1st Quarter Ending March 31	2nd Quarter Ending June 30	3rd Quarter Ending September 30	4th Quarter Ending December 31	Total	1st Quarter Ending March 31	2nd Quarter Ending June 30	3rd Quarter Ending September 30	4th Quarter Ending December 31	Total	Unreleased Appropriations	Unobligated Allotments	Unpaid Obligations (15-20)=(23+24)	
		3	4	5=(3+4)	6	7	8	9	10=[(6+(-)7)-8+9]	11	12	13	14	15=[(11+12+13+14)]	16	17	18	19	20=[(16+17+18+19)]	21	22	23	24
I. Agency Specific Budget		195,557,000.00	0.00	195,557,000.00	195,557,000.00	0.00	0.00	0.00	195,557,000.00	40,669,393.15	65,491,403.74	0.00	0.00	106,160,796.89	22,201,858.46	38,893,232.40	0.00	0.00	61,095,090.86	0.00	89,396,203.11	0.00	45,065,706.03
General Administration and Support	10000000000000	34,147,000.00	0.00	34,147,000.00	34,147,000.00	0.00	0.00	0.00	34,147,000.00	4,732,997.83	4,820,943.66	0.00	0.00	9,553,941.49	2,883,617.72	3,597,649.29	0.00	0.00	6,481,267.01	0.00	24,593,058.51	0.00	3,072,674.48
General Management and Supervision	100000100001000	34,147,000.00	0.00	34,147,000.00	34,147,000.00	0.00	0.00	0.00	34,147,000.00	4,732,997.83	4,820,943.66	0.00	0.00	9,553,941.49	2,883,617.72	3,597,649.29	0.00	0.00	6,481,267.01	0.00	24,593,058.51	0.00	3,072,674.48
MOOE		34,147,000.00	0.00	34,147,000.00	34,147,000.00	0.00	0.00	0.00	34,147,000.00	4,732,997.83	4,820,943.66	0.00	0.00	9,553,941.49	2,883,617.72	3,597,649.29	0.00	0.00	6,481,267.01	0.00	24,593,058.51	0.00	3,072,674.48
Sub-Total, General Administration and Support		34,147,000.00	0.00	34,147,000.00	34,147,000.00	0.00	0.00	0.00	34,147,000.00	4,732,997.83	4,820,943.66	0.00	0.00	9,553,941.49	2,883,617.72	3,597,649.29	0.00	0.00	6,481,267.01	0.00	24,593,058.51	0.00	3,072,674.48
PS		0.00	0.00	0.00	0.00	0.00	0.00	0.00	0.00	0.00	0.00	0.00	0.00	0.00	0.00	0.00	0.00	0.00	0.00	0.00	0.00	0.00	0.00
MOOE		34,147,000.00	0.00	34,147,000.00	34,147,000.00	0.00	0.00	0.00	34,147,000.00	4,732,997.83	4,820,943.66	0.00	0.00	9,553,941.49	2,883,617.72	3,597,649.29	0.00	0.00	6,481,267.01	0.00	24,593,058.51	0.00	3,072,674.48
FinEx (if Applicable)		0.00	0.00	0.00	0.00	0.00	0.00	0.00	0.00	0.00	0.00	0.00	0.00	0.00	0.00	0.00	0.00	0.00	0.00	0.00	0.00	0.00	0.00
CO		0.00	0.00	0.00	0.00	0.00	0.00	0.00	0.00	0.00	0.00	0.00	0.00	0.00	0.00	0.00	0.00	0.00	0.00	0.00	0.00	0.00	0.00
Support to Operations	20000000000000	26,326,000.00	0.00	26,326,000.00	26,326,000.00	0.00	0.00	0.00	26,326,000.00	10,876,015.07	5,913,014.88	0.00	0.00	16,789,029.95	4,516,175.03	6,188,847.80	0.00	0.00	10,705,022.83	0.00	9,536,970.05	0.00	6,084,007.12
Institutional promotion and information services management	200000100001000	26,326,000.00	0.00	26,326,000.00	26,326,000.00	0.00	0.00	0.00	26,326,000.00	10,876,015.07	5,913,014.88	0.00	0.00	16,789,029.95	4,516,175.03	6,188,847.80	0.00	0.00	10,705,022.83	0.00	9,536,970.05	0.00	6,084,007.12
MOOE		26,326,000.00	0.00	26,326,000.00	26,326,000.00	0.00	0.00	0.00	26,326,000.00	10,876,015.07	5,913,014.88	0.00	0.00	16,789,029.95	4,516,175.03	6,188,847.80	0.00	0.00	10,705,022.83	0.00	9,536,970.05	0.00	6,084,007.12
Sub-Total, Support to Operations		26,326,000.00	0.00	26,326,000.00	26,326,000.00	0.00	0.00	0.00	26,326,000.00	10,876,015.07	5,913,014.88	0.00	0.00	16,789,029.95	4,516,175.03	6,188,847.80	0.00	0.00	10,705,022.83	0.00	9,536,970.05	0.00	6,084,007.12
PS		0.00	0.00	0.00	0.00	0.00	0.00	0.00	0.00	0.00	0.00	0.00	0.00	0.00	0.00	0.00	0.00	0.00	0.00	0.00	0.00	0.00	0.00
MOOE		26,326,000.00	0.00	26,326,000.00	26,326,000.00	0.00	0.00	0.00	26,326,000.00	10,876,015.07	5,913,014.88	0.00	0.00	16,789,029.95	4,516,175.03	6,188,847.80	0.00	0.00	10,705,022.83	0.00	9,536,970.05	0.00	6,084,007.12
FinEx (if Applicable)		0.00	0.00	0.00	0.00	0.00	0.00	0.00	0.00	0.00	0.00	0.00	0.00	0.00	0.00	0.00	0.00	0.00	0.00	0.00	0.00	0.00	0.00
CO		0.00	0.00	0.00	0.00	0.00	0.00	0.00	0.00	0.00	0.00	0.00	0.00	0.00	0.00	0.00	0.00	0.00	0.00	0.00	0.00	0.00	0.00
Operations	30000000000000	135,084,000.00	0.00	135,084,000.00	135,084,000.00	0.00	0.00	0.00	135,084,000.00	25,060,380.25	54,757,445.20	0.00	0.00	79,817,825.45	14,802,065.71	29,106,735.31	0.00	0.00	43,908,801.02	0.00	55,266,174.55	0.00	35,909,024.43
OO : Increased Trade Promotion Activities		135,084,000.00	0.00	135,084,000.00	135,084,000.00	0.00	0.00	0.00	135,084,000.00	25,060,380.25	54,757,445.20	0.00	0.00	79,817,825.45	14,802,065.71	29,106,735.31	0.00	0.00	43,908,801.02	0.00	55,266,174.55	0.00	35,909,024.43
EXPORT/TRADE PROMOTION		135,084,000.00	0.00	135,084,000.00	135,084,000.00	0.00	0.00	0.00	135,084,000.00	25,060,380.25	54,757,445.20	0.00	0.00	79,817,825.45	14,802,065.71	29,106,735.31	0.00	0.00	43,908,801.02	0.00	55,266,174.55	0.00	35,909,024.43
Signature Events	310100100001000	135,084,000.00	0.00	135,084,000.00	135,084,000.00	0.00	0.00	0.00	135,084,000.00	25,060,380.25	54,757,445.20	0.00	0.00	79,817,825.45	14,802,065.71	29,106,735.31	0.00	0.00	43,908,801.02	0.00	55,266,174.55	0.00	35,909,024.43
MOOE		135,084,000.00	0.00	135,084,000.00	135,084,000.00	0.00	0.00	0.00	135,084,000.00	25,060,380.25	54,757,445.20	0.00	0.00	79,817,825.45	14,802,065.71	29,106,735.31	0.00	0.00	43,908,801.02	0.00	55,266,174.55	0.00	35,909,024.43
Sub-Total, Operations		135,084,000.00	0.00	135,084,000.00	135,084,000.00	0.00	0.00	0.00	135,084,000.00	25,060,380.25	54,757,445.20	0.00	0.00	79,817,825.45	14,802,065.71	29,106,735.31	0.00	0.00	43,908,801.02	0.00	55,266,174.55	0.00	35,909,024.43
PS		0.00	0.00	0.00	0.00	0.00	0.00	0.00	0.00	0.00	0.00	0.00	0.00	0.00	0.00	0.00	0.00	0.00	0.00	0.00	0.00	0.00	0.00
MOOE		135,084,000.00	0.00	135,084,000.00	135,084,000.00	0.00	0.00	0.00	135,084,000.00	25,060,380.25	54,757,445.20	0.00	0.00	79,817,825.45	14,802,065.71	29,106,735.31	0.00	0.00	43,908,801.02	0.00	55,266,174.55	0.00	35,909,024.43
FinEx (if Applicable)		0.00	0.00	0.00	0.00	0.00	0.00	0.00	0.00	0.00	0.00	0.00	0.00	0.00	0.00	0.00	0.00	0.00	0.00	0.00	0.00	0.00	0.00
CO		0.00	0.00	0.00	0.00	0.00	0.00	0.00	0.00	0.00	0.00	0.00	0.00	0.00	0.00	0.00	0.00	0.00	0.00	0.00	0.00	0.00	0.00

STATEMENT OF APPROPRIATIONS, ALLOTMENTS, OBLIGATIONS, DISBURSEMENTS AND BALANCES
As at the Quarter Ending June 30, 2024

Department : Budgetary Support to Government Corporations (BSGC)
 Agency/Entity : Center for International Trade Expositions and Missions
 Operating Unit : < not applicable >
 Organization Code : 35 043 0000000
 Fund Cluster : 01 - Regular Agency Fund
 (e.g. UACS Fund Cluster: 01-Regular Agency Fund, 02-Foreign Assisted Projects Fund, 03-Special Account-Locally Funded/Domestic Grants Fund, and 04-Special Account-Foreign Assisted/Foreign Grants Fund)

X	Current Year Appropriations
	Supplemental Appropriations
	Continuing Appropriations

Particulars	UACS CODE	Appropriations		Allotments						Current Year Obligations				Current Year Disbursements				Balances					
		Authorized Appropriations	Adjustments (Transfer To/From, Modifications/ Augmentations)	Adjusted Appropriations	Allotments Received	Adjustments (Reductions, Modifications/ Augmentations)	Transfer To	Transfer From	Adjusted Allotments	1st Quarter Ending March 31	2nd Quarter Ending June 30	3rd Quarter Ending September 30	4th Quarter Ending December 31	Total	1st Quarter Ending March 31	2nd Quarter Ending June 30	3rd Quarter Ending September 30	4th Quarter Ending December 31	Total	Unreleased Appropriations	Unobligated Allotments	Unpaid Obligations (15-20)+(23+24)	
1	2	3	4	5=(3+4)	6	7	8	9	10=[(6+(-)7)-8+9]	11	12	13	14	15=[(11+12+13+14)]	16	17	18	19	20=[(16+17+18+19)]	21	22	23	24
Sub-Total, I. Agency Specific		195,557,000.00	0.00	195,557,000.00	195,557,000.00	0.00	0.00	0.00	195,557,000.00	40,669,393.15	65,491,403.74	0.00	0.00	106,160,796.89	22,201,858.46	38,893,232.40	0.00	0.00	61,095,090.86	0.00	89,396,203.11	0.00	45,065,706.03
PS		0.00	0.00	0.00	0.00	0.00	0.00	0.00	0.00	0.00	0.00	0.00	0.00	0.00	0.00	0.00	0.00	0.00	0.00	0.00	0.00	0.00	0.00
MOOE		195,557,000.00	0.00	195,557,000.00	195,557,000.00	0.00	0.00	0.00	195,557,000.00	40,669,393.15	65,491,403.74	0.00	0.00	106,160,796.89	22,201,858.46	38,893,232.40	0.00	0.00	61,095,090.86	0.00	89,396,203.11	0.00	45,065,706.03
FinEx (if Applicable)		0.00	0.00	0.00	0.00	0.00	0.00	0.00	0.00	0.00	0.00	0.00	0.00	0.00	0.00	0.00	0.00	0.00	0.00	0.00	0.00	0.00	0.00
CO		0.00	0.00	0.00	0.00	0.00	0.00	0.00	0.00	0.00	0.00	0.00	0.00	0.00	0.00	0.00	0.00	0.00	0.00	0.00	0.00	0.00	0.00
IV. Reversion of the Unobligated Allotments charged against R.A. Nos. 11465 and 11494		0.00	0.00	0.00	0.00	0.00	0.00	0.00	0.00	0.00	0.00	0.00	0.00	0.00	0.00	0.00	0.00	0.00	0.00	0.00	0.00	0.00	0.00
GRAND TOTAL		195,557,000.00	0.00	195,557,000.00	195,557,000.00	0.00	0.00	0.00	195,557,000.00	40,669,393.15	65,491,403.74	0.00	0.00	106,160,796.89	22,201,858.46	38,893,232.40	0.00	0.00	61,095,090.86	0.00	89,396,203.11	0.00	45,065,706.03
MOOE		195,557,000.00	0.00	195,557,000.00	195,557,000.00	0.00	0.00	0.00	195,557,000.00	40,669,393.15	65,491,403.74	0.00	0.00	106,160,796.89	22,201,858.46	38,893,232.40	0.00	0.00	61,095,090.86	0.00	89,396,203.11	0.00	45,065,706.03
Recapitulation by OO:																							
I. Agency Specific Budget		135,084,000.00	0.00	135,084,000.00	135,084,000.00	0.00	0.00	0.00	135,084,000.00	25,060,380.25	54,757,445.20	0.00	0.00	79,817,825.45	14,802,065.71	29,106,735.31	0.00	0.00	43,908,801.02	0.00	55,266,174.55	0.00	35,909,024.43
EXPORT/TRADE PROMOTION PROGRAM		135,084,000.00	0.00	135,084,000.00	135,084,000.00	0.00	0.00	0.00	135,084,000.00	25,060,380.25	54,757,445.20	0.00	0.00	79,817,825.45	14,802,065.71	29,106,735.31	0.00	0.00	43,908,801.02	0.00	55,266,174.55	0.00	35,909,024.43

Certified Correct:

 WILMA G. DULAY
 Chief, Budget & Cash
 Date:

Recommending Approval By:

 MA. LOURDES D. MEDIRAN
 Deputy Executive Director
 Date:

Approved By:

 LEANDOR F. OCAMPO
 Executive Director
 Date:


SUMMARY OF APPROPRIATIONS, ALLOTMENTS, OBLIGATIONS, DISBURSEMENTS AND BALANCES BY OBJECT OF EXPENDITURES
As at the Quarter Ending June 30, 2024

Department : Budgetary Support to Government Corporations (BSGC)
 Agency/Entity : Center for International Trade Expositions and Missions
 Operating Unit : < not applicable >
 Organization : 35 043 0000000
 Fund Cluster : 01 - Regular Agency Fund

X	Current Year Appropriations
	Supplemental Appropriations
	Continuing Appropriations

(e.g. UACS Fund Cluster: 01-Regular Agency Fund, 02-Foreign Assisted Projects Fund, 03-Special Account-Locally Funded/Domestic Grants Fund, and 04-Special Account-Foreign Assisted/Foreign Grants Fund)

Particulars	UACS CODE	Appropriations			Allotments					Obligations				Disbursements				Balances					
		Authorized Appropriations	Adjustments (Transfer To/From, Modifications/ Augmentations)	Adjusted Appropriations	Allotments Received	Adjustments (Reductions, Modifications/ Augmentations)	Transfer To	Transfer From	Adjusted Allotments	1st Quarter Ending March 31	2nd Quarter Ending June 30	3rd Quarter Ending September 30	4th Quarter Ending December 31	Total	1st Quarter Ending March 31	2nd Quarter Ending June 30	3rd Quarter Ending September 30	4th Quarter Ending December 31	Total	Unreleased Appropriations	Unobligated Allotments	Unpaid Obligations (15-20)-(23+24)	
		3	4	5=(3+4)	6	7	8	9	10=[(6+(-)7)-8+9]	11	12	13	14	15=(11+12+13+14)	16	17	18	19	20=(16+17+18+19)	21=(5-10)	22=(10-15)	23	24
SUMMARY		195,557,000.00	0.00	195,557,000.00	195,557,000.00	0.00	0.00	0.00	195,557,000.00	40,669,393.15	65,491,403.74	0.00	0.00	106,160,796.89	22,201,858.46	38,893,232.40	0.00	0.00	61,095,090.86	0.00	89,396,203.11	0.00	45,065,706.03
A. AGENCY SPECIFIC BUDGET		195,557,000.00	0.00	195,557,000.00	195,557,000.00	0.00	0.00	0.00	195,557,000.00	40,669,393.15	65,491,403.74	0.00	0.00	106,160,796.89	22,201,858.46	38,893,232.40	0.00	0.00	61,095,090.86	0.00	89,396,203.11	0.00	45,065,706.03
Maintenance and Other Operating Expenses		195,557,000.00	0.00	195,557,000.00	195,557,000.00	0.00	0.00	0.00	195,557,000.00	40,669,393.15	65,491,403.74	0.00	0.00	106,160,796.89	22,201,858.46	38,893,232.40	0.00	0.00	61,095,090.86	0.00	89,396,203.11	0.00	45,065,706.03
Financial Assistance/Subsidy		195,557,000.00	0.00	195,557,000.00	195,557,000.00	0.00	0.00	0.00	195,557,000.00	40,669,393.15	65,491,403.74	0.00	0.00	106,160,796.89	22,201,858.46	38,893,232.40	0.00	0.00	61,095,090.86	0.00	89,396,203.11	0.00	45,065,706.03
Budgetary Support to Government-Owned and/or	5021404 000	195,557,000.00	0.00	195,557,000.00	195,557,000.00	0.00	0.00	0.00	195,557,000.00	40,669,393.15	65,491,403.74	0.00	0.00	106,160,796.89	22,201,858.46	38,893,232.40	0.00	0.00	61,095,090.86	0.00	89,396,203.11	0.00	45,065,706.03
Subsidy Support to Operations of GOCCs	5021404 001	195,557,000.00	0.00	195,557,000.00	195,557,000.00	0.00	0.00	0.00	195,557,000.00	40,669,393.15	65,491,403.74	0.00	0.00	106,160,796.89	22,201,858.46	38,893,232.40	0.00	0.00	61,095,090.86	0.00	89,396,203.11	0.00	45,065,706.03
GRAND TOTAL		195,557,000.00	0.00	195,557,000.00	195,557,000.00	0.00	0.00	0.00	195,557,000.00	40,669,393.15	65,491,403.74	0.00	0.00	106,160,796.89	22,201,858.46	38,893,232.40	0.00	0.00	61,095,090.86	0.00	89,396,203.11	0.00	45,065,706.03

Certified Correct:

 Maria G. DULAY
 Chief, Budget & Cash
 Date:

Recommending Approval By:

 MA. LOURDES D. MEDIRAN
 Deputy Executive Director
 Date:

Approved By:

 LEA P. OCAMPO
 Executive Director
 Date:

MONTHLY REPORT OF DISBURSEMENTS

For the month of April 2024

Department : Budgetary Support to Government Corporations (BSGC)

Agency/Entity : Center for International Trade Expositions and Missions

Operating Unit : < not applicable >

Organization Code (UACS) : 35 043 0000000

Fund Cluster : 01 - Regular Agency Fund

(e.g. UACS Fund Cluster: 01-Regular Agency Fund, 02-Foreign Assisted Projects Fund, 03-Special Account-Locally Funded/Domestic Grants Fund, etc.)

Particulars	Current Year Budget					Prior Year's Budget										SUB-TOTAL	Trust Liabilities				Grand Total				Remarks										
	PS	MOOE	FinEx	CO	TOTAL	Prior Year's Accounts Payable					Current Year's Accounts Payable						PS	MOOE	CO	TOTAL	PS	MOOE	FinEx	CO		TOTAL									
						PS	MOOE	FinEx	CO	Sub-Total	PS	MOOE	FinEx	CO	Sub-Total												TOTAL								
						7	8	9	10	11=(7+8+9+10)	12	13	14	15	16=(12+13+14+15)												17=(16+17)								
CASH DISBURSEMENTS	0.00	6,007,452.72	17,231.58	0.00	6,024,684.30	0.00	0.00	0.00	0.00	0.00	0.00	0.00	0.00	0.00	0.00	0.00	0.00	0.00	0.00	0.00	0.00	0.00	0.00	0.00	6,024,684.30	0.00	0.00	0.00	0.00	0.00	6,007,452.72	17,231.58	0.00	6,024,684.30	
Notice of Cash Allocation (NCA)	0.00	6,007,452.72	17,231.58	0.00	6,024,684.30	0.00	0.00	0.00	0.00	0.00	0.00	0.00	0.00	0.00	0.00	0.00	0.00	0.00	0.00	0.00	0.00	0.00	0.00	0.00	0.00	6,024,684.30	0.00	0.00	0.00	0.00	0.00	6,007,452.72	17,231.58	0.00	6,024,684.30
MDS Checks Issued	0.00	1,784,277.17	0.00	0.00	1,784,277.17	0.00	0.00	0.00	0.00	0.00	0.00	0.00	0.00	0.00	0.00	0.00	0.00	0.00	0.00	0.00	0.00	0.00	0.00	0.00	0.00	1,784,277.17	0.00	0.00	0.00	0.00	0.00	1,784,277.17	0.00	0.00	1,784,277.17
Advice to Debit Account	0.00	4,223,175.55	17,231.58	0.00	4,240,407.13	0.00	0.00	0.00	0.00	0.00	0.00	0.00	0.00	0.00	0.00	0.00	0.00	0.00	0.00	0.00	0.00	0.00	0.00	0.00	0.00	4,240,407.13	0.00	0.00	0.00	0.00	0.00	4,223,175.55	17,231.58	0.00	4,240,407.13
Notice of Transfer Allocations (NTA)	0.00	0.00	0.00	0.00	0.00	0.00	0.00	0.00	0.00	0.00	0.00	0.00	0.00	0.00	0.00	0.00	0.00	0.00	0.00	0.00	0.00	0.00	0.00	0.00	0.00	0.00	0.00	0.00	0.00	0.00	0.00	0.00	0.00	0.00	0.00
MDS Checks Issued	0.00	0.00	0.00	0.00	0.00	0.00	0.00	0.00	0.00	0.00	0.00	0.00	0.00	0.00	0.00	0.00	0.00	0.00	0.00	0.00	0.00	0.00	0.00	0.00	0.00	0.00	0.00	0.00	0.00	0.00	0.00	0.00	0.00	0.00	
Advice to Debit Account	0.00	0.00	0.00	0.00	0.00	0.00	0.00	0.00	0.00	0.00	0.00	0.00	0.00	0.00	0.00	0.00	0.00	0.00	0.00	0.00	0.00	0.00	0.00	0.00	0.00	0.00	0.00	0.00	0.00	0.00	0.00	0.00	0.00	0.00	
Working Fund for FAPs	0.00	0.00	0.00	0.00	0.00	0.00	0.00	0.00	0.00	0.00	0.00	0.00	0.00	0.00	0.00	0.00	0.00	0.00	0.00	0.00	0.00	0.00	0.00	0.00	0.00	0.00	0.00	0.00	0.00	0.00	0.00	0.00	0.00	0.00	
Cash Disbursement Ceiling (CDC)	0.00	0.00	0.00	0.00	0.00	0.00	0.00	0.00	0.00	0.00	0.00	0.00	0.00	0.00	0.00	0.00	0.00	0.00	0.00	0.00	0.00	0.00	0.00	0.00	0.00	0.00	0.00	0.00	0.00	0.00	0.00	0.00	0.00	0.00	
TOTAL CASH DISBURSEMENTS	0.00	6,007,452.72	17,231.58	0.00	6,024,684.30	0.00	0.00	0.00	0.00	0.00	0.00	0.00	0.00	0.00	0.00	0.00	0.00	0.00	0.00	0.00	0.00	0.00	0.00	0.00	0.00	6,024,684.30	0.00	0.00	0.00	0.00	0.00	6,007,452.72	17,231.58	0.00	6,024,684.30
NON-CASH DISBURSEMENTS	0.00	0.00	0.00	0.00	0.00	0.00	0.00	0.00	0.00	0.00	0.00	0.00	0.00	0.00	0.00	0.00	0.00	0.00	0.00	0.00	0.00	0.00	0.00	0.00	0.00	0.00	0.00	0.00	0.00	0.00	0.00	0.00	0.00	0.00	
Tax Remittance Advices Issued (TRA)	0.00	0.00	0.00	0.00	0.00	0.00	0.00	0.00	0.00	0.00	0.00	0.00	0.00	0.00	0.00	0.00	0.00	0.00	0.00	0.00	0.00	0.00	0.00	0.00	0.00	0.00	0.00	0.00	0.00	0.00	0.00	0.00	0.00	0.00	
Non-Cash Availment Authority (NCAA)	0.00	0.00	0.00	0.00	0.00	0.00	0.00	0.00	0.00	0.00	0.00	0.00	0.00	0.00	0.00	0.00	0.00	0.00	0.00	0.00	0.00	0.00	0.00	0.00	0.00	0.00	0.00	0.00	0.00	0.00	0.00	0.00	0.00	0.00	
Disbursements effected through outright deductions from claims (please specify . .)	0.00	0.00	0.00	0.00	0.00	0.00	0.00	0.00	0.00	0.00	0.00	0.00	0.00	0.00	0.00	0.00	0.00	0.00	0.00	0.00	0.00	0.00	0.00	0.00	0.00	0.00	0.00	0.00	0.00	0.00	0.00	0.00	0.00	0.00	
Overpayment of expenses(e.g. personnel benefits)	0.00	0.00	0.00	0.00	0.00	0.00	0.00	0.00	0.00	0.00	0.00	0.00	0.00	0.00	0.00	0.00	0.00	0.00	0.00	0.00	0.00	0.00	0.00	0.00	0.00	0.00	0.00	0.00	0.00	0.00	0.00	0.00	0.00	0.00	
Restitution for loss of government property	0.00	0.00	0.00	0.00	0.00	0.00	0.00	0.00	0.00	0.00	0.00	0.00	0.00	0.00	0.00	0.00	0.00	0.00	0.00	0.00	0.00	0.00	0.00	0.00	0.00	0.00	0.00	0.00	0.00	0.00	0.00	0.00	0.00	0.00	
Liquidated damages and similar claims	0.00	0.00	0.00	0.00	0.00	0.00	0.00	0.00	0.00	0.00	0.00	0.00	0.00	0.00	0.00	0.00	0.00	0.00	0.00	0.00	0.00	0.00	0.00	0.00	0.00	0.00	0.00	0.00	0.00	0.00	0.00	0.00	0.00	0.00	
Others(TEF, BTr-Documentary Stamp Tax, etc.)	0.00	0.00	0.00	0.00	0.00	0.00	0.00	0.00	0.00	0.00	0.00	0.00	0.00	0.00	0.00	0.00	0.00	0.00	0.00	0.00	0.00	0.00	0.00	0.00	0.00	0.00	0.00	0.00	0.00	0.00	0.00	0.00	0.00	0.00	
TOTAL NON-CASH DISBURSEMENTS	0.00	0.00	0.00	0.00	0.00	0.00	0.00	0.00	0.00	0.00	0.00	0.00	0.00	0.00	0.00	0.00	0.00	0.00	0.00	0.00	0.00	0.00	0.00	0.00	0.00	0.00	0.00	0.00	0.00	0.00	0.00	0.00	0.00	0.00	
GRAND TOTAL	0.00	6,007,452.72	17,231.58	0.00	6,024,684.30	0.00	0.00	0.00	0.00	0.00	0.00	0.00	0.00	0.00	0.00	0.00	0.00	0.00	0.00	0.00	0.00	0.00	0.00	0.00	0.00	6,024,684.30	0.00	0.00	0.00	0.00	6,007,452.72	17,231.58	0.00	6,024,684.30	

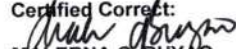
SUMMARY

Particulars	Previous Report	This Month	As at Date
(1)	(2)	(3)	(4)
Total Disbursement Authorities Received	46,624,000.00	13,775,000.00	60,399,000.00
NCA	46,624,000.00	13,775,000.00	60,399,000.00
NTA	0.00	0.00	0.00
Working Fund	0.00	0.00	0.00
TRA	0.00	0.00	0.00
CDC	0.00	0.00	0.00
NCAA	0.00	0.00	0.00
Less: Notice of Transfer of Allocations (NTA)* issued	0.00	0.00	0.00
Total Disbursement Authorities Available	46,624,000.00	13,775,000.00	60,399,000.00
Less:	0.00	0.00	0.00
Lapsed NCA	0.00	0.00	0.00
Disbursements	24,035,280.18	6,024,684.30	30,059,964.48
Less: Other Non-Cash Disbursements	0.00	0.00	0.00
Disbursements effected through outright deductions from claims	0.00	0.00	0.00
Overpayment of expenses(e.g. personnel benefits)	0.00	0.00	0.00
Restitution for loss of government property	0.00	0.00	0.00
Liquidated damages and similar claims	0.00	0.00	0.00
Others (e.g. TEF, BTr, Docs Stamp, etc.)	0.00	0.00	0.00
Add/Less: Adjustments (e.g. cancelled/staled checks)	0.00	0.00	0.00
Balance of Disbursement Authorities as at date	22,588,719.82	7,750,315.70	30,339,035.52
Total Disbursements Program	46,624,000.00	13,775,000.00	60,399,000.00
Less: *Actual Disbursements	24,035,280.18	6,024,684.30	30,059,964.48
(Over)/Under spending	22,588,719.82	7,750,315.70	30,339,035.52

Notes: * The use of NTA is discouraged

Notes: ** Amounts should tally with the grand total disbursement (column 27).


Certified Correct:


MALERNA C. BUYAO

CHIEF ACCOUNTANT

Date:

Recommending Approval:


MA. LOURDES D. MEDIRAN

DEPUTY EXECUTIVE DIRECTOR

Date:

Approved By:


LEAH PULIDO OCAMPO

EXECUTIVE DIRECTOR

Date:

SUMMARY

Particulars (1)	Previous Report (2)	This Month (3)	As at Date (4)
Total Disbursement Authorities Received	60,399,000.00	19,303,000.00	79,702,000.00
NCA	60,399,000.00	19,303,000.00	79,702,000.00
NTA	0.00	0.00	0.00
Working Fund	0.00	0.00	0.00
TRA	0.00	0.00	0.00
CDC	0.00	0.00	0.00
NCAA	0.00	0.00	0.00
Less: Notice of Transfer of Allocations (NTA)* issued	0.00	0.00	0.00
Total Disbursement Authorities Available	60,399,000.00	19,303,000.00	79,702,000.00
Less:	0.00	0.00	0.00
Lapsed NCA	0.00	0.00	0.00
Disbursements	30,059,964.48	18,040,147.16	48,100,111.64
Less: Other Non-Cash Disbursements	0.00	0.00	0.00
Disbursements effected through outright deductions from claims	0.00	0.00	0.00
Overpayment of expenses(e.g. personnel benefits)	0.00	0.00	0.00
Restitution for loss of government property	0.00	0.00	0.00
Liquidated damages and similar claims	0.00	0.00	0.00
Others (e.g. TEF, BTr, Docs Stamp, etc.)	0.00	0.00	0.00
Add/Less: Adjustments (e.g. cancelled/staled checks)	0.00	0.00	0.00
Balance of Disbursement Authorities as at date	30,339,035.52	1,262,852.84	31,601,888.36
Total Disbursements Program	60,399,000.00	19,303,000.00	79,702,000.00
Less: *Actual Disbursements	30,059,964.48	18,040,147.16	48,100,111.64
(Over)/Under spending	30,339,035.52	1,262,852.84	31,601,888.36

Notes: * The use of NTA is discouraged

Notes: ** Amounts should tally with the grand total disbursemnt (column 27).

Certified Correct:


MALERNA C. BUYAO

CHIEF ACCOUNTANT

Date:

Recommending Approval:


MA. LOURDES D. MEDIRAN

DEPUTY EXECUTIVE DIRECTOR

Date:

Approved By:


LEAH PULIDO OCAMPO

EXECUTIVE DIRECTOR

Date:

SUMMARY

Particulars (1)	Previous Report (2)	This Month (3)	As at Date (4)
Total Disbursement Authorities Received	79,702,000.00	11,138,000.00	90,840,000.00
NCA	79,702,000.00	11,138,000.00	90,840,000.00
NTA	0.00	0.00	0.00
Working Fund	0.00	0.00	0.00
TRA	0.00	0.00	0.00
CDC	0.00	0.00	0.00
NCAA	0.00	0.00	0.00
Less: Notice of Transfer of Allocations (NTA)* issued	0.00	0.00	0.00
Total Disbursement Authorities Available	79,702,000.00	11,138,000.00	90,840,000.00
Less:	0.00	0.00	0.00
Lapsed NCA	0.00	0.00	0.00
Disbursements	48,100,111.64	13,109,904.29	61,210,015.93
Less: Other Non-Cash Disbursements	0.00	0.00	0.00
Disbursements effected through outright deductions from claims	0.00	0.00	0.00
Overpayment of expenses(e.g. personnel benefits)	0.00	0.00	0.00
Restitution for loss of government property	0.00	0.00	0.00
Liquidated damages and similar claims	0.00	0.00	0.00
Others (e.g. TEF, BTr, Docs Stamp, etc.)	0.00	0.00	0.00
Add/Less: Adjustments (e.g. cancelled/staled checks)	0.00	0.00	0.00
Balance of Disbursement Authorities as at date	31,601,888.36	(1,971,904.29)	29,629,984.07
Total Disbursements Program	79,702,000.00	11,138,000.00	90,840,000.00
Less: *Actual Disbursements	48,100,111.64	13,109,904.29	61,210,015.93
(Over)/Under spending	31,601,888.36	(1,971,904.29)	29,629,984.07

Notes: * The use of NTA is discouraged

Notes: ** Amounts should tally with the grand total disbursement (column 27).

Certified Correct


MALERNA C. BUYAC

CHIEF ACCOUNTANT

Date:


Recommending Approval:


MA. LOURDES D. MEDIRAN

DEPUTY EXECUTIVE DIRECTOR

Date:

Approved By:


LEAH PULIDO OCAMPO


EXECUTIVE DIRECTOR


Date:


QUARTERLY REPORT OF REVENUE AND OTHER RECEIPTS
As at the Quarter Ending June 30, 2024


Department : Budgetary Support to Government Corporations (BSGC)
 Agency/Entity : Center for International Trade Expositions and Missions
 Operating Unit : < not applicable >
 Organization Code (UACS) : 35 043 0000000
 Fund Cluster : 01 - Regular Agency Fund

Classification/Sources of Revenue and Other Receipts	UACS CODE	REVENUE TARGET (Annual) per BESF	Actual Revenue and Other Receipts Collections					Cumulative Remittance/Deposits to Date			Variance		Remarks
			1st Quarter Ending March 31	2nd Quarter Ending June 30	3rd Quarter Ending September 30	4th Quarter Ending December 31	Total	Remittance to BTr	Deposited with AGDB	Total	Amount	%	
			4	5	6	7	8=(4+5+6+7)	9	10	11=(9+10)	12=(8-3)	13=(12/3)	
Regular Agency Fund		265,199,000.00	54,359,420.98	84,531,987.62	0.00	0.00	138,891,408.60	0.00	135,640,830.73	135,640,830.73	(126,307,591.40)	-48 %	
Revenue Collections		265,199,000.00	54,359,420.98	84,531,987.62	0.00	0.00	138,891,408.60	0.00	135,640,830.73	135,640,830.73	(126,307,591.40)	-48 %	
Not Applicable		265,199,000.00	54,359,420.98	84,531,987.62	0.00	0.00	138,891,408.60	0.00	135,640,830.73	135,640,830.73	(126,307,591.40)	-48 %	
Non-Tax		265,199,000.00	54,359,420.98	84,531,987.62	0.00	0.00	138,891,408.60	0.00	135,640,830.73	135,640,830.73	(126,307,591.40)	-48 %	
Other Service Income	4020199099	69,642,000.00	9,069,420.98	24,923,360.02	0.00	0.00	33,992,781.00	0.00	30,742,203.13	30,742,203.13	(35,649,219.00)	-51 %	
Interest on NG Deposits	4020221001	0.00	0.00	29,781.00	0.00	0.00	29,781.00	0.00	29,781.00	29,781.00	29,781.00	0 %	
Subsidy from National Government	4030101000	195,557,000.00	45,290,000.00	59,550,000.00	0.00	0.00	104,840,000.00	0.00	104,840,000.00	104,840,000.00	(90,717,000.00)	-46 %	
Miscellaneous Income	4060999000	0.00	0.00	28,846.60	0.00	0.00	28,846.60	0.00	28,846.60	28,846.60	28,846.60	0 %	
GRAND TOTAL		265,199,000.00	54,359,420.98	84,531,987.62	0.00	0.00	138,891,408.60	0.00	135,640,830.73	135,640,830.73	(126,307,591.40)	-48 %	

Certified Correct:

 MALERNA C. BUYAO
 CHIEF ACCOUNTANT
 Date:

Certified Correct:

 WILMA G. DULAY
 CHIEF, BUDGET AND CASH
 Date:

Recommending Approval By:

 MA. LOURDES D. MEDIRAN
 DEPUTY EXECUTIVE DIRECTOR
 Date:

Approved By:

 LEAH PULIDO OCAMPO
 EXECUTIVE DIRECTOR
 Date: