

QUARTERLY PHYSICAL REPORT OF OPERATION

As of June 30, 2023

Department : Budgetary Support to Government Corporations
 Agency/Entity : Center for International Trade Expositions and Missions
 Operating Unit : < not applicable >
 Organization Code (UACS) : 35 043 0000000

Particulars	UACS CODE	Physical Target (Budget Year)					Physical Accomplishment (Budget Year)					Variance as of June 30, 2023	Remarks
		1st Quarter	2nd Quarter	3rd Quarter	4th Quarter	Total	1st Quarter	2nd Quarter	3rd Quarter	4th Quarter	Total		
1	2	3	4	5	6	7	8	9	10	11	12	13	14
EXPORT/TRADE PROMOTION PROGRAM	310100000000000												
OO : Increased Trade Promotion Activities													
Outcome Indicators													
1. Percentage increase in number of companies participating in Export Promotion activities					N/A	N/A						N/A	
2. Percentage of returning companies in Signature Events					47%	47%	N/A	55.00%			55.00%	8.00%	Refers to % returning SMEs/exhibitors in IFEX Philippines held on 26-28 May 2023 at the World Trade Center Metro Manila.
3. Percentage increase in the amount of potential export orders					N/A	N/A						N/A	
Output Indicators													
1. Total export orders					US\$86.49M	US\$86.49M	US\$53.38M	US\$163.293 M			US\$216.673M	US\$150.183M	CITEM exhibitor-companies generated a total of US\$163.293 Million export sales for 2nd quarter 2023, which is 246% of the total target export sales for the year. This figure came from the organization of CITEM's Signature Event, the IFEX Philippines. Export Sales refers to the amount of Potential Export Orders as reported by CITEM Exhibitor-companies that participated in IFEX Philippines and includes: 1) Booked Sales; 2) Sales Under Negotiation.
2. Number of companies participating in Export Promotion Activities					718	718	84	1,012			1,096	378	CITEM assisted 1,012 exhibitors (SMEs) for 2nd quarter 2023 which contributed 141% to the accumulated YTD 1,096 companies assisted recorded as of end-June 2023. This YTD figure represents 153% of the annual target no. of exhibitors/companies to be assisted for the year. This quarterly incremental figure came from the following: 1) IFEX Philippines (May) and 2) The onboarded exhibitors in IFEXConnect (IFEXConnect.com), the Digital Promotion Platform for the F&B industry. Note that this is a preliminary figure and shall be updated based on encoded data in CITEM's database, the Exhibitors Profile System (EPS).
3. Number of Trade Inquiries in Export Promotion Events					5,691	5,691	2,105	20,775			22,880	17,189	CITEM generated 20,775 trade inquiries for 2nd quarter 2023 which already accounts for 365% of the target trade inquiries for the year. These trade inquiries came from the following projects: 1) IFEX Philippines (Physical, May), and 2) Year-long participation in Maison&Objet and More (MOM) (Digital, Jan-Dac).
4. Number of Trade Buyers attending Export Promotion Events					2,684	2,684	1,001	1,009			2,010	(674)	A total of 1,009 trade buyers have registered for 2nd quarter of 2023 which is 38% of the target trade buyers for the year. This figure was based on registered unique trade buyers count from the following: 1) Organization of IFEX Philippines, and 2) Philippine participation in Maison&Objet and More (MOM) ongoing for entire 2023. Note that this is a preliminary figure and shall be updated based on encoded data in CITEM's database, the Visitors Profile System

Department : Budgetary Support to Government Corporations
Agency/Entity : Center for International Trade Expositions and Missions
Operating Unit : < not applicable >
Organization Code (UACS) : 35 043 0000000

Particulars	UACS CODE	Physical Target (Budget Year)					Physical Accomplishment (Budget Year)					Variance as of June 30, 2023	Remarks
		1st Quarter	2nd Quarter	3rd Quarter	4th Quarter	Total	1st Quarter	2nd Quarter	3rd Quarter	4th Quarter	Total		
1	2	3	4	5	6	7	8	9	10	11	12	13	14
													(VPS). The shortfall is expected to be realized in the 3rd to 4th quarter.

Prepared By: 
 ROMINA AUREA C. MAGNO
 Chief TIDS and OIC, Corporate Planning Division
 Date: July 27, 2023 11:44 AM

In coordination with 
 MA. LOURDES D. MEDIRAN
 Deputy Executive Director
 Date: July 27, 2023 11:44 AM

Approved: 
 DR. EDWARD L. FERREIRA, PH.D.
 Executive Director
 Date: July 27, 2023 12:01 P

STATEMENT OF APPROPRIATIONS, ALLOTMENTS, OBLIGATIONS, DISBURSEMENTS AND BALANCES

As at the Quarter Ending June 30, 2023

Department : Budgetary Support to Government Corporations
 Agency/Entity : Center for International Trade Expositions and Missions
 Operating Unit : < not applicable >
 Organization Code (UACS) : 35 043 000000
 Fund Cluster : 01 - Regular Agency Fund
 (e.g. UACS Fund Cluster: 01-Regular Agency Fund, 02-Foreign Assisted Projects Fund, 03-Special Account-Locally Funded/Domestic Grants Fund, and 04-Special Account-Foreign Assisted/Foreign Grants Fund)

X	Current Year Appropriations
	Supplemental Appropriations
	Continuing Appropriations


Particulars	UACS CODE	Appropriations		Allotments							Current Year Obligations				Current Year Disbursements				Balances				
		Authorized Appropriations	Adjustments (Transfer To/From, Modifications/ Augmentations)	Adjusted Appropriations	Allotments Received	Adjustments (Reductions, Modifications/ Augmentations)	Transfer To	Transfer From	Adjusted Total Allotments	1st Quarter Ending March 31	2nd Quarter Ending June 30	3rd Quarter Ending September 30	4th Quarter Ending December 31	Total	1st Quarter Ending March 31	2nd Quarter Ending June 30	3rd Quarter Ending September 30	4th Quarter Ending December 31	Total	Unreleased Appropriations	Unobligated Allotments	Unpaid Obligations (15-20) = (23+24)	
		3	4	5=(3+4)	6	7	8	9	10=(8+(7)-8+9)	11	12	13	14	15=(11+12+13+14)	16	17	18	19	20=(16+17+18+19)	21	22	23	24
I. Agency Specific Budget		164,657,000.00	0.00	164,657,000.00	164,657,000.00	0.00	0.00	0.00	164,657,000.00	53,367,840.47	32,707,746.61	0.00	0.00	86,075,587.08	20,418,647.92	30,815,443.71	0.00	0.00	51,234,091.63	0.00	78,581,412.92	0.00	34,841,495.45
General Administration and Support	10000000000000	33,152,000.00	0.00	33,152,000.00	33,152,000.00	0.00	0.00	0.00	33,152,000.00	6,569,994.23	6,688,992.65	0.00	0.00	13,268,986.88	3,462,909.02	3,578,888.15	0.00	0.00	7,041,597.17	0.00	19,883,013.12	0.00	6,227,389.71
General Management and Supervision	100000100001000	33,152,000.00	0.00	33,152,000.00	33,152,000.00	0.00	0.00	0.00	33,152,000.00	6,569,994.23	6,688,992.65	0.00	0.00	13,268,986.88	3,462,909.02	3,578,888.15	0.00	0.00	7,041,597.17	0.00	19,883,013.12	0.00	6,227,389.71
MOOE		33,152,000.00	0.00	33,152,000.00	33,152,000.00	0.00	0.00	0.00	33,152,000.00	6,569,994.23	6,688,992.65	0.00	0.00	13,268,986.88	3,462,909.02	3,578,888.15	0.00	0.00	7,041,597.17	0.00	19,883,013.12	0.00	6,227,389.71
Sub-Total, General Administration and Support		33,152,000.00	0.00	33,152,000.00	33,152,000.00	0.00	0.00	0.00	33,152,000.00	6,569,994.23	6,688,992.65	0.00	0.00	13,268,986.88	3,462,909.02	3,578,888.15	0.00	0.00	7,041,597.17	0.00	19,883,013.12	0.00	6,227,389.71
PS		0.00	0.00	0.00	0.00	0.00	0.00	0.00	0.00	0.00	0.00	0.00	0.00	0.00	0.00	0.00	0.00	0.00	0.00	0.00	0.00	0.00	0.00
MOOE		33,152,000.00	0.00	33,152,000.00	33,152,000.00	0.00	0.00	0.00	33,152,000.00	6,569,994.23	6,688,992.65	0.00	0.00	13,268,986.88	3,462,909.02	3,578,888.15	0.00	0.00	7,041,597.17	0.00	19,883,013.12	0.00	6,227,389.71
FinEx (if Applicable)		0.00	0.00	0.00	0.00	0.00	0.00	0.00	0.00	0.00	0.00	0.00	0.00	0.00	0.00	0.00	0.00	0.00	0.00	0.00	0.00	0.00	0.00
CO		0.00	0.00	0.00	0.00	0.00	0.00	0.00	0.00	0.00	0.00	0.00	0.00	0.00	0.00	0.00	0.00	0.00	0.00	0.00	0.00	0.00	0.00
Support to Operations	20000000000000	36,012,000.00	0.00	36,012,000.00	36,012,000.00	0.00	0.00	0.00	36,012,000.00	11,380,877.63	8,962,368.82	0.00	0.00	20,343,246.45	6,478,010.60	2,995,489.28	0.00	0.00	9,471,499.88	0.00	15,668,753.55	0.00	10,871,748.59
Institutional promotion and information services management	200000100001000	36,012,000.00	0.00	36,012,000.00	36,012,000.00	0.00	0.00	0.00	36,012,000.00	11,380,877.63	8,962,368.82	0.00	0.00	20,343,246.45	6,478,010.60	2,995,489.28	0.00	0.00	9,471,499.88	0.00	15,668,753.55	0.00	10,871,748.59
MOOE		36,012,000.00	0.00	36,012,000.00	36,012,000.00	0.00	0.00	0.00	36,012,000.00	11,380,877.63	8,962,368.82	0.00	0.00	20,343,246.45	6,478,010.60	2,995,489.28	0.00	0.00	9,471,499.88	0.00	15,668,753.55	0.00	10,871,748.59
Sub-Total, Support to Operations		36,012,000.00	0.00	36,012,000.00	36,012,000.00	0.00	0.00	0.00	36,012,000.00	11,380,877.63	8,962,368.82	0.00	0.00	20,343,246.45	6,478,010.60	2,995,489.28	0.00	0.00	9,471,499.88	0.00	15,668,753.55	0.00	10,871,748.59
PS		0.00	0.00	0.00	0.00	0.00	0.00	0.00	0.00	0.00	0.00	0.00	0.00	0.00	0.00	0.00	0.00	0.00	0.00	0.00	0.00	0.00	0.00
MOOE		36,012,000.00	0.00	36,012,000.00	36,012,000.00	0.00	0.00	0.00	36,012,000.00	11,380,877.63	8,962,368.82	0.00	0.00	20,343,246.45	6,478,010.60	2,995,489.28	0.00	0.00	9,471,499.88	0.00	15,668,753.55	0.00	10,871,748.59
FinEx (if Applicable)		0.00	0.00	0.00	0.00	0.00	0.00	0.00	0.00	0.00	0.00	0.00	0.00	0.00	0.00	0.00	0.00	0.00	0.00	0.00	0.00	0.00	0.00
CO		0.00	0.00	0.00	0.00	0.00	0.00	0.00	0.00	0.00	0.00	0.00	0.00	0.00	0.00	0.00	0.00	0.00	0.00	0.00	0.00	0.00	0.00
Operations	30000000000000	95,493,000.00	0.00	95,493,000.00	95,493,000.00	0.00	0.00	0.00	95,493,000.00	35,416,968.81	17,048,385.14	0.00	0.00	52,463,353.75	10,478,728.30	24,241,268.30	0.00	0.00	34,720,994.60	0.00	43,029,648.25	0.00	17,742,359.15
OO: Increased Trade Promotion Activities		95,493,000.00	0.00	95,493,000.00	95,493,000.00	0.00	0.00	0.00	95,493,000.00	35,416,968.81	17,048,385.14	0.00	0.00	52,463,353.75	10,478,728.30	24,241,268.30	0.00	0.00	34,720,994.60	0.00	43,029,648.25	0.00	17,742,359.15
EXPORT/TRADE PROMOTION PROGRAM		95,493,000.00	0.00	95,493,000.00	95,493,000.00	0.00	0.00	0.00	95,493,000.00	35,416,968.81	17,048,385.14	0.00	0.00	52,463,353.75	10,478,728.30	24,241,268.30	0.00	0.00	34,720,994.60	0.00	43,029,648.25	0.00	17,742,359.15
Signature Events	310100100001000	95,493,000.00	0.00	95,493,000.00	95,493,000.00	0.00	0.00	0.00	95,493,000.00	35,416,968.81	17,048,385.14	0.00	0.00	52,463,353.75	10,478,728.30	24,241,268.30	0.00	0.00	34,720,994.60	0.00	43,029,648.25	0.00	17,742,359.15
MOOE		95,493,000.00	0.00	95,493,000.00	95,493,000.00	0.00	0.00	0.00	95,493,000.00	35,416,968.81	17,048,385.14	0.00	0.00	52,463,353.75	10,478,728.30	24,241,268.30	0.00	0.00	34,720,994.60	0.00	43,029,648.25	0.00	17,742,359.15
Sub-Total, Operations		95,493,000.00	0.00	95,493,000.00	95,493,000.00	0.00	0.00	0.00	95,493,000.00	35,416,968.81	17,048,385.14	0.00	0.00	52,463,353.75	10,478,728.30	24,241,268.30	0.00	0.00	34,720,994.60	0.00	43,029,648.25	0.00	17,742,359.15
PS		0.00	0.00	0.00	0.00	0.00	0.00	0.00	0.00	0.00	0.00	0.00	0.00	0.00	0.00	0.00	0.00	0.00	0.00	0.00	0.00	0.00	0.00
MOOE		95,493,000.00	0.00	95,493,000.00	95,493,000.00	0.00	0.00	0.00	95,493,000.00	35,416,968.81	17,048,385.14	0.00	0.00	52,463,353.75	10,478,728.30	24,241,268.30	0.00	0.00	34,720,994.60	0.00	43,029,648.25	0.00	17,742,359.15
FinEx (if Applicable)		0.00	0.00	0.00	0.00	0.00	0.00	0.00	0.00	0.00	0.00	0.00	0.00	0.00	0.00	0.00	0.00	0.00	0.00	0.00	0.00	0.00	0.00
CO		0.00	0.00	0.00	0.00	0.00	0.00	0.00	0.00	0.00	0.00	0.00	0.00	0.00	0.00	0.00	0.00	0.00	0.00	0.00	0.00	0.00	0.00

Department : Budgetary Support to Government Corporations
 Agency/Entity : Center for International Trade Expositions and Missions
 Operating Unit : < not applicable >
 Organization Code (UACS) : 35 043 000000
 Fund Cluster : 01 - Regular Agency Fund

(e.g. UACS Fund Cluster: 01-Regular Agency Fund, 02-Foreign Assisted Projects Fund, 03-Special Account-Locally Funded/Domestic Grants Fund, and 04-Special Account-Foreign Assisted/Foreign Grants Fund)

X	Current Year Appropriations
	Supplemental Appropriations
	Continuing Appropriations

Particulars	UACS CODE	Appropriations			Allotments			Current Year Obligations							Current Year Disbursements					Balances			
		Authorized Appropriations	Adjustments (Transfer To/From, Modifications/ Augmentations)	Adjusted Appropriations	Allotments Received	Adjustments (Reductions, Modifications/ Augmentations)	Transfer To	Transfer From	Adjusted Total Allotments	1st Quarter Ending March 31	2nd Quarter Ending June 30	3rd Quarter Ending September 30	4th Quarter Ending December 31	Total	1st Quarter Ending March 31	2nd Quarter Ending June 30	3rd Quarter Ending September 30	4th Quarter Ending December 31	Total	Unreleased Appropriations	Unobligated Allotments	Unpaid Obligations(15-20) (23+24)	
		3	4	5=(3+4)	6	7	8	9	10=(8+(-17)-9+9)	11	12	13	14	15=(11+12+13+14)	16	17	18	19	20=(16+17+18+19)	21	22	23	24
Sub-Total, I. Agency Specific Budget		184,857,000.00	0.00	184,857,000.00	184,857,000.00	0.00	0.00	0.00	184,857,000.00	53,387,840.47	32,707,748.81	0.00	0.00	86,075,587.08	20,418,647.82	30,815,443.71	0.00	0.00	51,234,091.63	0.00	78,581,412.82	0.00	34,841,485.45
PS		0.00	0.00	0.00	0.00	0.00	0.00	0.00	0.00	0.00	0.00	0.00	0.00	0.00	0.00	0.00	0.00	0.00	0.00	0.00	0.00	0.00	0.00
MOOE		184,857,000.00	0.00	184,857,000.00	184,857,000.00	0.00	0.00	0.00	184,857,000.00	53,387,840.47	32,707,748.81	0.00	0.00	86,075,587.08	20,418,647.82	30,815,443.71	0.00	0.00	51,234,091.63	0.00	78,581,412.82	0.00	34,841,485.45
FinEx (if Applicable)		0.00	0.00	0.00	0.00	0.00	0.00	0.00	0.00	0.00	0.00	0.00	0.00	0.00	0.00	0.00	0.00	0.00	0.00	0.00	0.00	0.00	0.00
CO		0.00	0.00	0.00	0.00	0.00	0.00	0.00	0.00	0.00	0.00	0.00	0.00	0.00	0.00	0.00	0.00	0.00	0.00	0.00	0.00	0.00	0.00
IV. Reversion of the Unobligated Allotments charged against R.A. Nos. 11465 and 11494		0.00	0.00	0.00	0.00	0.00	0.00	0.00	0.00	0.00	0.00	0.00	0.00	0.00	0.00	0.00	0.00	0.00	0.00	0.00	0.00	0.00	0.00
GRAND TOTAL		184,857,000.00	0.00	184,857,000.00	184,857,000.00	0.00	0.00	0.00	184,857,000.00	53,387,840.47	32,707,748.81	0.00	0.00	86,075,587.08	20,418,647.82	30,815,443.71	0.00	0.00	51,234,091.63	0.00	78,581,412.82	0.00	34,841,485.45
MOOE		184,857,000.00	0.00	184,857,000.00	184,857,000.00	0.00	0.00	0.00	184,857,000.00	53,387,840.47	32,707,748.81	0.00	0.00	86,075,587.08	20,418,647.82	30,815,443.71	0.00	0.00	51,234,091.63	0.00	78,581,412.82	0.00	34,841,485.45
Recapitulation by OO:																							
I. Agency Specific Budget		95,493,000.00	0.00	95,493,000.00	95,493,000.00	0.00	0.00	0.00	95,493,000.00	35,418,968.81	17,048,385.14	0.00	0.00	52,463,353.75	10,478,728.30	24,241,268.30	0.00	0.00	34,720,896.60	0.00	43,029,648.25	0.00	17,742,359.15
EXPORT/TRADE PROMOTION PROGRAM		95,493,000.00	0.00	95,493,000.00	95,493,000.00	0.00	0.00	0.00	95,493,000.00	35,418,968.81	17,048,385.14	0.00	0.00	52,463,353.75	10,478,728.30	24,241,268.30	0.00	0.00	34,720,896.60	0.00	43,029,648.25	0.00	17,742,359.15

Certified Correct:

 Wilfredo Dula
 Chief, Budget & Cash
 Date:

Recommending Approval By:

 Ma Lourdes D. Medrano
 Deputy Executive Director
 Date:

Approved:

 Dr. Edward L. Ferreira, P. D.
 Executive Director
 Date:

SUMMARY OF APPROPRIATIONS, ALLOTMENTS, OBLIGATIONS, DISBURSEMENTS AND BALANCES BY OBJECT OF EXPENDITURES

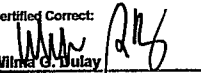
As at the Quarter Ending June 30, 2023


X	Current Year Appropriations
	Supplemental Appropriations
	Continuing Appropriations


Department : Budgetary Support to Government Corporations
 Agency/Entity : Center for International Trade Expositions and Missions
 Operating Unit : < not applicable >
 Organization Code (UACS) : 35 043 0000000
 Fund Cluster : 01 - Regular Agency Fund

(e.g. UACS Fund Cluster; 01-Regular Agency Fund, 02-Foreign Assisted Projects Fund, 03-Special Account-Locally Funded/Domestic Grants Fund, and 04-Special Account-Foreign Assisted/Foreign Grants Fund)

Particulars	UACS CODE	Appropriations			Allotments			Obligations					Disbursements				Balances						
		Authorized Appropriations	Adjustments (Transfer To/From, Modifications/ Augmentations)	Adjusted Appropriations	Allotments Received	Adjustments (Reductions, Modifications/ Augmentations)	Transfer To	Transfer From	Adjusted Allotments	1st Quarter Ending March 31	2nd Quarter Ending June 30	3rd Quarter Ending September 30	4th Quarter Ending December 31	Total	1st Quarter Ending March 31	2nd Quarter Ending June 30	3rd Quarter Ending September 30	4th Quarter Ending December 31	Total	Unreleased Appropriations	Unobligated Allotments	Unpaid Obligations (15-20)-(23+24)	
1	2	3	4	5=(3+4)	6	7	8	9	10=(8+(-)7)	11	12	13	14	15=(11+12+13)	16	17	18	19	20=(16+17+18)	21=(5-10)	22=(10-15)	23	24
SUMMARY		164,657,000.00	0.00	164,657,000.00	164,657,000.00	0.00	0.00	0.00	164,657,000.00	53,367,840.47	32,707,746.61	0.00	0.00	86,075,587.08	20,418,647.92	30,815,443.71	0.00	0.00	51,234,091.63	0.00	78,581,412.92	0.00	34,841,495.45
A. AGENCY SPECIFIC BUDGET		164,657,000.00	0.00	164,657,000.00	164,657,000.00	0.00	0.00	0.00	164,657,000.00	53,367,840.47	32,707,746.61	0.00	0.00	86,075,587.08	20,418,647.92	30,815,443.71	0.00	0.00	51,234,091.63	0.00	78,581,412.92	0.00	34,841,495.45
Maintenance and Other Operating Expenses		164,657,000.00	0.00	164,657,000.00	164,657,000.00	0.00	0.00	0.00	164,657,000.00	53,367,840.47	32,707,746.61	0.00	0.00	86,075,587.08	20,418,647.92	30,815,443.71	0.00	0.00	51,234,091.63	0.00	78,581,412.92	0.00	34,841,495.45
Financial Assistance/Subsidy	5021400000	164,657,000.00	0.00	164,657,000.00	164,657,000.00	0.00	0.00	0.00	164,657,000.00	53,367,840.47	32,707,746.61	0.00	0.00	86,075,587.08	20,418,647.92	30,815,443.71	0.00	0.00	51,234,091.63	0.00	78,581,412.92	0.00	34,841,495.45
Agency Support to Government-Owned and/or	5021404000	164,657,000.00	0.00	164,657,000.00	164,657,000.00	0.00	0.00	0.00	164,657,000.00	53,367,840.47	32,707,746.61	0.00	0.00	86,075,587.08	20,418,647.92	30,815,443.71	0.00	0.00	51,234,091.63	0.00	78,581,412.92	0.00	34,841,495.45
Subsidy Support to Operations of GOCCs	5021404001	164,657,000.00	0.00	164,657,000.00	164,657,000.00	0.00	0.00	0.00	164,657,000.00	53,367,840.47	32,707,746.61	0.00	0.00	86,075,587.08	20,418,647.92	30,815,443.71	0.00	0.00	51,234,091.63	0.00	78,581,412.92	0.00	34,841,495.45
GRAND TOTAL		164,657,000.00	0.00	164,657,000.00	164,657,000.00	0.00	0.00	0.00	164,657,000.00	53,367,840.47	32,707,746.61	0.00	0.00	86,075,587.08	20,418,647.92	30,815,443.71	0.00	0.00	51,234,091.63	0.00	78,581,412.92	0.00	34,841,495.45

Certified Correct:

 Wilma G. Dulay
 Chief, Budget & Cash
 Date:

Recommending Approval By:

 Ma. Lourdes D. Medirac
 Deputy Executive Director
 Date:

Approved By:

 Dr. Edward L. Ferera, Ph.D.
 Executive Director
 Date:

MONTHLY REPORT OF DISBURSEMENTS
For the month of April 2023

Department : Budgetary Support to Government Corporations
Agency/Entity : Center for International Trade Expositions and Missions
Operating Unit : < not applicable >
Organization Code (UACS) : 35 043 0000000
Fund Cluster : 01 - Regular Agency Fund

Particulars	Current Year Budget					Prior Year's Accounts Payable					Prior Year's Budget					Current Year's Accounts Payable					Treas. Liabilities					Grand Total					Remarks			
	PS	MOOE	FinEx	CO	TOTAL	PS	MOOE	FinEx	CO	Sub-Total	PS	MOOE	FinEx	CO	Sub-Total	PS	MOOE	CO	TOTAL	PS	MOOE	CO	TOTAL	PS	MOOE	FinEx	CO	TOTAL						
CASH DISBURSEMENTS	0.00	21,937,714.34	19,231.93	0.00	21,956,946.27	0.00	0.00	0.00	0.00	0.00	0.00	0.00	0.00	0.00	0.00	0.00	0.00	0.00	0.00	0.00	0.00	0.00	0.00	0.00	0.00	0.00	0.00	0.00	0.00	0.00	21,937,714.34	19,231.93	0.00	21,956,946.27
Notes of Cash Allocation (NCA)	0.00	21,937,714.34	19,231.93	0.00	21,956,946.27	0.00	0.00	0.00	0.00	0.00	0.00	0.00	0.00	0.00	0.00	0.00	0.00	0.00	0.00	0.00	0.00	0.00	0.00	0.00	0.00	0.00	0.00	0.00	0.00	0.00	21,937,714.34	19,231.93	0.00	21,956,946.27
MDS Checks Issued	0.00	19,300,699.27	0.00	0.00	19,300,699.27	0.00	0.00	0.00	0.00	0.00	0.00	0.00	0.00	0.00	0.00	0.00	0.00	0.00	0.00	0.00	0.00	0.00	0.00	0.00	0.00	0.00	0.00	0.00	0.00	19,300,699.27	0.00	0.00	19,300,699.27	
Advice to Debit Account	0.00	2,637,015.07	19,231.93	0.00	2,656,247.00	0.00	0.00	0.00	0.00	0.00	0.00	0.00	0.00	0.00	0.00	0.00	0.00	0.00	0.00	0.00	0.00	0.00	0.00	0.00	0.00	0.00	0.00	0.00	2,637,015.07	19,231.93	0.00	2,656,247.00		
Notice of Transfer Allocations (NTA)	0.00	0.00	0.00	0.00	0.00	0.00	0.00	0.00	0.00	0.00	0.00	0.00	0.00	0.00	0.00	0.00	0.00	0.00	0.00	0.00	0.00	0.00	0.00	0.00	0.00	0.00	0.00	0.00	0.00	0.00	0.00	0.00	0.00	
MDS Checks Issued	0.00	0.00	0.00	0.00	0.00	0.00	0.00	0.00	0.00	0.00	0.00	0.00	0.00	0.00	0.00	0.00	0.00	0.00	0.00	0.00	0.00	0.00	0.00	0.00	0.00	0.00	0.00	0.00	0.00	0.00	0.00	0.00	0.00	
Advice to Debit Account	0.00	0.00	0.00	0.00	0.00	0.00	0.00	0.00	0.00	0.00	0.00	0.00	0.00	0.00	0.00	0.00	0.00	0.00	0.00	0.00	0.00	0.00	0.00	0.00	0.00	0.00	0.00	0.00	0.00	0.00	0.00	0.00	0.00	
Working Fund for I-APs	0.00	0.00	0.00	0.00	0.00	0.00	0.00	0.00	0.00	0.00	0.00	0.00	0.00	0.00	0.00	0.00	0.00	0.00	0.00	0.00	0.00	0.00	0.00	0.00	0.00	0.00	0.00	0.00	0.00	0.00	0.00	0.00	0.00	
Cash Disbursement Coding (CDC)	0.00	0.00	0.00	0.00	0.00	0.00	0.00	0.00	0.00	0.00	0.00	0.00	0.00	0.00	0.00	0.00	0.00	0.00	0.00	0.00	0.00	0.00	0.00	0.00	0.00	0.00	0.00	0.00	0.00	0.00	0.00	0.00	0.00	
TOTAL CASH DISBURSEMENTS	0.00	21,937,714.34	19,231.93	0.00	21,956,946.27	0.00	0.00	0.00	0.00	0.00	0.00	0.00	0.00	0.00	0.00	0.00	0.00	0.00	0.00	0.00	0.00	0.00	0.00	0.00	0.00	0.00	0.00	0.00	0.00	21,937,714.34	19,231.93	0.00	21,956,946.27	
NON-CASH DISBURSEMENTS	0.00	0.00	0.00	0.00	0.00	0.00	0.00	0.00	0.00	0.00	0.00	0.00	0.00	0.00	0.00	0.00	0.00	0.00	0.00	0.00	0.00	0.00	0.00	0.00	0.00	0.00	0.00	0.00	0.00	0.00	0.00	0.00	0.00	
Tax Withholding Advice (TWA)	0.00	0.00	0.00	0.00	0.00	0.00	0.00	0.00	0.00	0.00	0.00	0.00	0.00	0.00	0.00	0.00	0.00	0.00	0.00	0.00	0.00	0.00	0.00	0.00	0.00	0.00	0.00	0.00	0.00	0.00	0.00	0.00	0.00	
Non-Cash Advise Authority (NCAA)	0.00	0.00	0.00	0.00	0.00	0.00	0.00	0.00	0.00	0.00	0.00	0.00	0.00	0.00	0.00	0.00	0.00	0.00	0.00	0.00	0.00	0.00	0.00	0.00	0.00	0.00	0.00	0.00	0.00	0.00	0.00	0.00	0.00	
Disbursements effected through outright deductions from cash claims (please specify)	0.00	0.00	0.00	0.00	0.00	0.00	0.00	0.00	0.00	0.00	0.00	0.00	0.00	0.00	0.00	0.00	0.00	0.00	0.00	0.00	0.00	0.00	0.00	0.00	0.00	0.00	0.00	0.00	0.00	0.00	0.00	0.00	0.00	
Overpayment of expenditures (e.g. personnel benefits)	0.00	0.00	0.00	0.00	0.00	0.00	0.00	0.00	0.00	0.00	0.00	0.00	0.00	0.00	0.00	0.00	0.00	0.00	0.00	0.00	0.00	0.00	0.00	0.00	0.00	0.00	0.00	0.00	0.00	0.00	0.00	0.00	0.00	
Restitution for loss of government property	0.00	0.00	0.00	0.00	0.00	0.00	0.00	0.00	0.00	0.00	0.00	0.00	0.00	0.00	0.00	0.00	0.00	0.00	0.00	0.00	0.00	0.00	0.00	0.00	0.00	0.00	0.00	0.00	0.00	0.00	0.00	0.00	0.00	
Levied damages and similar items	0.00	0.00	0.00	0.00	0.00	0.00	0.00	0.00	0.00	0.00	0.00	0.00	0.00	0.00	0.00	0.00	0.00	0.00	0.00	0.00	0.00	0.00	0.00	0.00	0.00	0.00	0.00	0.00	0.00	0.00	0.00	0.00	0.00	
Others (e.g. BIR Docs Stamp, etc.)	0.00	0.00	0.00	0.00	0.00	0.00	0.00	0.00	0.00	0.00	0.00	0.00	0.00	0.00	0.00	0.00	0.00	0.00	0.00	0.00	0.00	0.00	0.00	0.00	0.00	0.00	0.00	0.00	0.00	0.00	0.00	0.00		
Adjust. Adjustments (e.g. cancelled/voided checks)	0.00	0.00	0.00	0.00	0.00	0.00	0.00	0.00	0.00	0.00	0.00	0.00	0.00	0.00	0.00	0.00	0.00	0.00	0.00	0.00	0.00	0.00	0.00	0.00	0.00	0.00	0.00	0.00	0.00	0.00	0.00	0.00		
TOTAL NON-CASH DISBURSEMENTS	0.00	0.00	0.00	0.00	0.00	0.00	0.00	0.00	0.00	0.00	0.00	0.00	0.00	0.00	0.00	0.00	0.00	0.00	0.00	0.00	0.00	0.00	0.00	0.00	0.00	0.00	0.00	0.00	0.00	0.00	0.00	0.00		
GRAND TOTAL	0.00	21,937,714.34	19,231.93	0.00	21,956,946.27	0.00	0.00	0.00	0.00	0.00	0.00	0.00	0.00	0.00	0.00	0.00	0.00	0.00	0.00	0.00	0.00	0.00	0.00	0.00	0.00	0.00	0.00	0.00	21,937,714.34	19,231.93	0.00	21,956,946.27		

SUMMARY	Particulars (1)	Previous Report (2)	This Month (3)	As of Date (4)
Total Disbursement Authorities Received		55,264,000.00	9,149,000.00	64,413,000.00
NCA		55,264,000.00	9,149,000.00	64,413,000.00
NTA		0.00	0.00	0.00
Working Fund		0.00	0.00	0.00
TWA		0.00	0.00	0.00
CDC		0.00	0.00	0.00
NCAA		0.00	0.00	0.00
Less: Notice of Transfer of Allocations (NTA)'s issued		0.00	0.00	0.00
Total Disbursement Authorities Available		55,264,000.00	9,149,000.00	64,413,000.00
Less:		0.00	0.00	0.00
Lapsed NCA		0.00	0.00	0.00
Disbursements		21,913,166.62	21,956,946.27	42,870,112.89
Less: Other Non-Cash Disbursements		0.00	0.00	0.00
Disbursements effected through outright deductions from claims		0.00	0.00	0.00
Overpayment of expenditures (e.g. personnel benefits)		0.00	0.00	0.00
Restitution for loss of government property		0.00	0.00	0.00
Levied damages and similar items		0.00	0.00	0.00
Others (e.g. BIR Docs Stamp, etc.)		0.00	0.00	0.00
Adjust. Adjustments (e.g. cancelled/voided checks)		0.00	0.00	0.00
Balance of Disbursement Authorities as of date		34,250,833.38	12,807,946.27	21,442,887.11
Total Disbursements Program		21,913,166.62	21,956,946.27	42,870,112.89
Less: Actual Disbursements		0.00	0.00	0.00
(Over/Under spending)		34,250,833.38	12,807,946.27	21,442,887.11

Notes: ** Amounts do not tally with the grand total disbursement (column 27).

Ma. Lourdes D. Mediran
MA. LOURDES D. MEDIRAN
CHIEF ACCOUNTANT

Dr. Edward L. Ferreira
MA. LOURDES D. MEDIRAN
DEPUTY EXECUTIVE DIRECTOR

Dr. Edward L. Ferreira
DR. EDWARD L. FERREIRA
EXECUTIVE DIRECTOR

MONTHLY REPORT OF DISBURSEMENTS
For the month of June 2023

Department : Budgetary Support to Government Corporations
Agency/Entity : Center for International Trade Expositions and Missions
Operating Unit : < not applicable >
Organization Code (UACS) : 35 043 0000000
Fund Cluster : 01 - Regular Agency Fund

Particulars	Current Year Budget					Prior Year's Budget					Current Year's Accounts Payable					Prior Year's Accounts Payable					Trust Liabilities					Grand Total		Remarks													
	PS	MOOE	FinEx	CO	TOTAL	PS	MOOE	FinEx	CO	Sub-Total	PS	MOOE	FinEx	CO	Sub-Total	PS	MOOE	FinEx	CO	TOTAL	PS	MOOE	FinEx	CO	TOTAL	PS	MOOE		FinEx	CO	TOTAL										
CASH DISBURSEMENTS	0.00	3,863,691.58	50.00	0.00	3,863,741.58	0.00	0.00	0.00	0.00	0.00	0.00	0.00	0.00	0.00	0.00	0.00	0.00	0.00	0.00	0.00	0.00	0.00	0.00	0.00	0.00	0.00	0.00	0.00	0.00	0.00	0.00	3,863,741.58	50.00	0.00	0.00	3,863,741.58					
Notice of Cash Allocation (NCA)	0.00	3,863,691.58	50.00	0.00	3,863,741.58	0.00	0.00	0.00	0.00	0.00	0.00	0.00	0.00	0.00	0.00	0.00	0.00	0.00	0.00	0.00	0.00	0.00	0.00	0.00	0.00	0.00	0.00	0.00	0.00	0.00	0.00	0.00	0.00	0.00	0.00	3,863,741.58	50.00	0.00	0.00	3,863,741.58	
MDS Checks Issued	0.00	2,874,330.64	0.00	0.00	2,874,330.64	0.00	0.00	0.00	0.00	0.00	0.00	0.00	0.00	0.00	0.00	0.00	0.00	0.00	0.00	0.00	0.00	0.00	0.00	0.00	0.00	0.00	0.00	0.00	0.00	0.00	0.00	0.00	0.00	0.00	0.00	2,874,330.64	0.00	0.00	0.00	2,874,330.64	
Advice to Debit Account	0.00	989,410.94	50.00	0.00	989,410.94	0.00	0.00	0.00	0.00	0.00	0.00	0.00	0.00	0.00	0.00	0.00	0.00	0.00	0.00	0.00	0.00	0.00	0.00	0.00	0.00	0.00	0.00	0.00	0.00	0.00	0.00	0.00	0.00	0.00	0.00	0.00	989,410.94	50.00	0.00	0.00	989,410.94
Notice of Transfer Allocations (NTA)	0.00	0.00	0.00	0.00	0.00	0.00	0.00	0.00	0.00	0.00	0.00	0.00	0.00	0.00	0.00	0.00	0.00	0.00	0.00	0.00	0.00	0.00	0.00	0.00	0.00	0.00	0.00	0.00	0.00	0.00	0.00	0.00	0.00	0.00	0.00	0.00	0.00	0.00	0.00		
MDS Checks Issued	0.00	0.00	0.00	0.00	0.00	0.00	0.00	0.00	0.00	0.00	0.00	0.00	0.00	0.00	0.00	0.00	0.00	0.00	0.00	0.00	0.00	0.00	0.00	0.00	0.00	0.00	0.00	0.00	0.00	0.00	0.00	0.00	0.00	0.00	0.00	0.00	0.00	0.00	0.00		
Advice to Debit Account	0.00	0.00	0.00	0.00	0.00	0.00	0.00	0.00	0.00	0.00	0.00	0.00	0.00	0.00	0.00	0.00	0.00	0.00	0.00	0.00	0.00	0.00	0.00	0.00	0.00	0.00	0.00	0.00	0.00	0.00	0.00	0.00	0.00	0.00	0.00	0.00	0.00	0.00	0.00		
Working Fund for FAPs	0.00	0.00	0.00	0.00	0.00	0.00	0.00	0.00	0.00	0.00	0.00	0.00	0.00	0.00	0.00	0.00	0.00	0.00	0.00	0.00	0.00	0.00	0.00	0.00	0.00	0.00	0.00	0.00	0.00	0.00	0.00	0.00	0.00	0.00	0.00	0.00	0.00	0.00			
Cash Disbursement Ceding (CDC)	0.00	0.00	0.00	0.00	0.00	0.00	0.00	0.00	0.00	0.00	0.00	0.00	0.00	0.00	0.00	0.00	0.00	0.00	0.00	0.00	0.00	0.00	0.00	0.00	0.00	0.00	0.00	0.00	0.00	0.00	0.00	0.00	0.00	0.00	0.00	0.00	0.00	0.00			
TOTAL CASH DISBURSEMENTS	0.00	3,863,691.58	50.00	0.00	3,863,741.58	0.00	0.00	0.00	0.00	0.00	0.00	0.00	0.00	0.00	0.00	0.00	0.00	0.00	0.00	0.00	0.00	0.00	0.00	0.00	0.00	0.00	0.00	0.00	0.00	0.00	0.00	0.00	0.00	0.00	0.00	0.00	0.00				
NON-CASH DISBURSEMENTS	0.00	0.00	0.00	0.00	0.00	0.00	0.00	0.00	0.00	0.00	0.00	0.00	0.00	0.00	0.00	0.00	0.00	0.00	0.00	0.00	0.00	0.00	0.00	0.00	0.00	0.00	0.00	0.00	0.00	0.00	0.00	0.00	0.00	0.00	0.00	0.00	0.00				
Less: Handover Advice Issued (HAI)	0.00	0.00	0.00	0.00	0.00	0.00	0.00	0.00	0.00	0.00	0.00	0.00	0.00	0.00	0.00	0.00	0.00	0.00	0.00	0.00	0.00	0.00	0.00	0.00	0.00	0.00	0.00	0.00	0.00	0.00	0.00	0.00	0.00	0.00	0.00	0.00	0.00	0.00			
Non-Cash Adjustment Authority (NCAA)	0.00	0.00	0.00	0.00	0.00	0.00	0.00	0.00	0.00	0.00	0.00	0.00	0.00	0.00	0.00	0.00	0.00	0.00	0.00	0.00	0.00	0.00	0.00	0.00	0.00	0.00	0.00	0.00	0.00	0.00	0.00	0.00	0.00	0.00	0.00	0.00	0.00	0.00			
Disbursements affected through outright deductions from claims (please specify)	0.00	0.00	0.00	0.00	0.00	0.00	0.00	0.00	0.00	0.00	0.00	0.00	0.00	0.00	0.00	0.00	0.00	0.00	0.00	0.00	0.00	0.00	0.00	0.00	0.00	0.00	0.00	0.00	0.00	0.00	0.00	0.00	0.00	0.00	0.00	0.00	0.00	0.00			
Overpayment of expenses (e.g. personnel benefits)	0.00	0.00	0.00	0.00	0.00	0.00	0.00	0.00	0.00	0.00	0.00	0.00	0.00	0.00	0.00	0.00	0.00	0.00	0.00	0.00	0.00	0.00	0.00	0.00	0.00	0.00	0.00	0.00	0.00	0.00	0.00	0.00	0.00	0.00	0.00	0.00	0.00	0.00			
Restitution for loss of government property	0.00	0.00	0.00	0.00	0.00	0.00	0.00	0.00	0.00	0.00	0.00	0.00	0.00	0.00	0.00	0.00	0.00	0.00	0.00	0.00	0.00	0.00	0.00	0.00	0.00	0.00	0.00	0.00	0.00	0.00	0.00	0.00	0.00	0.00	0.00	0.00	0.00	0.00			
Liquidated damages and similar claims	0.00	0.00	0.00	0.00	0.00	0.00	0.00	0.00	0.00	0.00	0.00	0.00	0.00	0.00	0.00	0.00	0.00	0.00	0.00	0.00	0.00	0.00	0.00	0.00	0.00	0.00	0.00	0.00	0.00	0.00	0.00	0.00	0.00	0.00	0.00	0.00	0.00	0.00			
Others (e.g. IUP, Bix, Dact Stamp, etc.)	0.00	0.00	0.00	0.00	0.00	0.00	0.00	0.00	0.00	0.00	0.00	0.00	0.00	0.00	0.00	0.00	0.00	0.00	0.00	0.00	0.00	0.00	0.00	0.00	0.00	0.00	0.00	0.00	0.00	0.00	0.00	0.00	0.00	0.00	0.00	0.00	0.00				
Adjust. (e.g. Bix, Dact Stamp, etc.)	0.00	0.00	0.00	0.00	0.00	0.00	0.00	0.00	0.00	0.00	0.00	0.00	0.00	0.00	0.00	0.00	0.00	0.00	0.00	0.00	0.00	0.00	0.00	0.00	0.00	0.00	0.00	0.00	0.00	0.00	0.00	0.00	0.00	0.00	0.00	0.00	0.00				
TOTAL NON-CASH DISBURSEMENTS	0.00	0.00	0.00	0.00	0.00	0.00	0.00	0.00	0.00	0.00	0.00	0.00	0.00	0.00	0.00	0.00	0.00	0.00	0.00	0.00	0.00	0.00	0.00	0.00	0.00	0.00	0.00	0.00	0.00	0.00	0.00	0.00	0.00	0.00	0.00	0.00	0.00				
GRAND TOTAL	0.00	3,863,691.58	50.00	0.00	3,863,741.58	0.00	0.00	0.00	0.00	0.00	0.00	0.00	0.00	0.00	0.00	0.00	0.00	0.00	0.00	0.00	0.00	0.00	0.00	0.00	0.00	0.00	0.00	0.00	0.00	0.00	0.00	0.00	0.00	0.00	0.00	0.00					

SUMMARY	Particulars (1)	Previous Report (2)	This Month (3)	As of Date (4)
Total Disbursement Authorities Received		74,339,000.00	16,993,000.00	91,332,000.00
NCA		74,339,000.00	16,993,000.00	91,332,000.00
NTA		0.00	0.00	0.00
Working Fund		0.00	0.00	0.00
IRA		0.00	0.00	0.00
CDC		0.00	0.00	0.00
NCAA		0.00	0.00	0.00
Less: Notice of Transfer of Allocations (NTA) issued		0.00	0.00	0.00
Total Disbursement Authorities Available		74,339,000.00	16,993,000.00	91,332,000.00
Less:		0.00	0.00	0.00
Liquidated NCA		55,807,207.85	3,863,741.58	59,670,949.43
Disbursements		0.00	0.00	0.00
Less: Other Non-Cash Disbursements		0.00	0.00	0.00
Disbursements affected through outright deductions from claims		0.00	0.00	0.00
Overpayment of expenses (e.g. personnel benefits)		0.00	0.00	0.00
Restitution for loss of government property		0.00	0.00	0.00
Liquidated damages and similar claims		0.00	0.00	0.00
Others (e.g. IUP, Bix, Dact Stamp, etc.)		0.00	0.00	0.00
Adjust. (e.g. Bix, Dact Stamp, etc.)		0.00	0.00	0.00
Balance of Disbursement Authorities as at Date		18,531,792.15	13,129,258.42	31,661,050.57
Total Disbursements Program		74,339,000.00	16,993,000.00	91,332,000.00
Less: Actual Disbursements		55,807,207.85	3,863,741.58	59,670,949.43
(Over)/Under spending		18,531,792.15	13,129,258.42	31,661,050.57

Notes: - The use of BIA is discouraged
- All amounts should refer to the grand total disbursement (column 2)
Ma. Lourdes D. Mediran
MALERNA C. BUAYO
CHIEF ACCOUNTANT

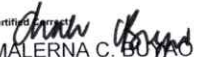
Recommending Approval:
Ma. Lourdes D. Mediran
MA. LOURDES D. MEDIRAN
DEPUTY EXECUTIVE DIRECTOR


Approved By:
Dr. Edward L. Ferreira Jr.
DR. EDWARD L. FERREIRA JR.
EXECUTIVE DIRECTOR

QUARTERLY REPORT OF REVENUE AND OTHER RECEIPTS
As at the Quarter Ending June 30, 2023


Department : Budgetary Support to Government Corporations
 Agency/Entity : Center for International Trade Expositions and Missions
 Operating Unit : < not applicable >
 Organization Code (UACS) : 35 043 0000000
 Fund Cluster : 01 - Regular Agency Fund

Classification/Sources of Revenue and Other Receipts	UACS CODE	REVENUE TARGET (Annual) per BESF	Actual Revenue and Other Receipts Collections					Total	Cumulative Remittance/Deposits to Date			Variance		Remarks
			1st Quarter Ending March 31	2nd Quarter Ending June 30	3rd Quarter Ending September 30	4th Quarter Ending December 31	Remittance to BTr		Deposited with AGOB	Total	Amount	%		
			4	5	6	7	8=(4+5+6+7)		9	10	11=(9+10)	12=(8-3)	13=(12/3)	
Regular Agency Fund		443,314,000.00	105,011,041.42	64,156,483.02	0.00	0.00	169,167,524.44	0.00	77,044,620.78	77,044,620.78	(274,146,475.56)	-62 %		
Revenue Collections		443,314,000.00	105,011,041.42	64,156,483.02	0.00	0.00	169,167,524.44	0.00	77,044,620.78	77,044,620.78	(274,146,475.56)	-62 %		
Cash Revenue		221,657,000.00	52,507,020.81	0.00	0.00	0.00	52,507,020.81	0.00	52,507,020.81	52,507,020.81	(169,149,979.19)	-76 %		
Non-Tax		221,657,000.00	52,507,020.81	0.00	0.00	0.00	52,507,020.81	0.00	52,507,020.81	52,507,020.81	(169,149,979.19)	-76 %		
Other Service Income	4020199099	57,000,000.00	11,343,020.81	0.00	0.00	0.00	11,343,020.81	0.00	11,343,020.81	11,343,020.81	(45,656,979.19)	-80 %		
Subsidy from National Government	4030101000	164,657,000.00	41,164,000.00	0.00	0.00	0.00	41,164,000.00	0.00	41,164,000.00	41,164,000.00	(123,493,000.00)	-75 %		
Not Applicable		221,657,000.00	52,504,020.61	64,156,483.02	0.00	0.00	116,660,503.63	0.00	24,537,599.97	24,537,599.97	(104,996,496.37)	-47 %		
Non-Tax		221,657,000.00	52,504,020.61	64,156,483.02	0.00	0.00	116,660,503.63	0.00	24,537,599.97	24,537,599.97	(104,996,496.37)	-47 %		
Other Service Income	4020199099	57,000,000.00	11,340,020.61	13,809,267.55	0.00	0.00	25,149,288.16	0.00	24,358,384.50	24,358,384.50	(31,850,711.84)	-56 %		
Other Business Income	4020299099	0.00	0.00	548.38	0.00	0.00	548.38	0.00	548.38	548.38	548.38	0 %		
Subsidy from National Government	4030101000	164,657,000.00	41,164,000.00	50,168,000.00	0.00	0.00	91,332,000.00	0.00	0.00	0.00	(73,325,000.00)	-45 %		
Gain in Foreign Exchange (FOREX)	4050101000	0.00	0.00	949.28	0.00	0.00	949.28	0.00	949.28	949.28	949.28	0 %		
Miscellaneous Income	4060999000	0.00	0.00	177,717.81	0.00	0.00	177,717.81	0.00	177,717.81	177,717.81	177,717.81	0 %		
GRAND TOTAL		443,314,000.00	105,011,041.42	64,156,483.02	0.00	0.00	169,167,524.44	0.00	77,044,620.78	77,044,620.78	(274,146,475.56)	-62 %		

Certified by: 
MALERNA C. BUJOC
 CHIEF ACCOUNTANT

Certified by: 
WILMA G. DULAY
 CHIEF, BUDGET AND CASH

Recommending Approval By: 
MA. LOURDES D. MEDIRAN
 DEPUTY EXECUTIVE DIRECTOR

Approved By: 
DR. EDWARD L. FERREIRA Ph.D
 EXECUTIVE DIRECTOR