

QUARTERLY PHYSICAL REPORT OF OPERATION
As of March 31, 2025

Department : Budgetary Support to Government Corporations (BSGC)
 Agency/Entity : Center for International Trade Expositions and Missions
 Operating Unit : < not applicable >
 Organization Code (UACS) : 35 043 0000000

Particulars	UACS CODE	Physical Target (Budget Year)					Physical Accomplishment (Budget Year)					Variance as of March 31, 2025	Remarks
		1st Quarter	2nd Quarter	3rd Quarter	4th Quarter	Total	1st Quarter	2nd Quarter	3rd Quarter	4th Quarter	Total		
1	2	3	4	5	6	7	8	9	10	11	12	13	14
EXPORT/TRADE PROMOTION PROGRAM	31010000000000												
OO : Increased Trade Promotion Activities													
Outcome Indicator(s)													
1. Percentage increase in number of companies participating in Export Promotion activities						at least 20% increase from 2024 target of 862 companies	N/A				N/A	-	20% increase is the annual target
2. Percentage of returning companies in Signature Events			47%		47%	47%	N/A				N/A		CITEM's regular Signature Events IFEX PH and Manila FAME with exhibition components are scheduled in May and October 2025, respectively
3. Percentage increase in the amount of potential export orders						At least 20% increase from 2024 target of US\$79.788M total export orders	N/A				N/A	-	20% increase is the annual target
Output Indicator(s)													
1. Total export orders		US\$12.953M	US\$15.794M	US\$0.484M	US\$66.515M	US \$95,746M	US\$41.518M				US\$41.518M	(US\$54.228 M)	CITEM exhibitor-companies generated a total of US\$41.518 Million booked export sales for 1st quarter 2025, which is 43.36% of the total target export sales for the year. This figure came from the following CITEM-organized PH participation in the following overseas trade fairs: a) Maison & Objet (16-20 January / Paris, France), and, b) Gulfood (17-21 February / Dubai, UAE). Export Sales refers to the amount of Potential Export Orders as reported by CITEM Exhibitor-companies that participated in the mentioned CITEM-organized Export Promotion Projects. Note that this is a preliminary figure and shall be updated based on data from CITEM's Trade Fair Information System (TFIS). The shortfall is expected to be realized in the 2nd to 4th quarter
2. Number of companies participating in Export		92	443	112	112	1,034	322				322	(712)	CITEM assisted 322 exhibitors (companies) for 1st quarter 2025 which represents 31% of the target no. of exhibitors/companies to be assisted for the year. This figure came from the following: 1) CITEM-organized PH participation in the following overseas trade fairs: a) Consumer Electronics Show (7-10 January / Las Vegas, USA), b)

Department : Budgetary Support to Government Corporations (BSGC)
 Agency/Entity : Center for International Trade Expositions and Missions
 Operating Unit : < not applicable >
 Organization Code (UACS) : 35 043 0000000

Particulars	UACS CODE	Physical Target (Budget Year)					Physical Accomplishment (Budget Year)					Variance as of March 31, 2025	Remarks
		1st Quarter	2nd Quarter	3rd Quarter	4th Quarter	Total	1st Quarter	2nd Quarter	3rd Quarter	4th Quarter	Total		
1	2	3	4	5	6	7	8	9	10	11	12	13	14
Promotions Activities													
3. Number of Trade Inquiries in Export		3845	1739	719	1892	8,195	1,649				1,649	(6,546)	Maison & Objet (16-20 January / Paris, France), c) Winter Fancy Food Show (19-21 January / Las Vegas, USA), d) Ambiente (7-11 February / Frankfurt, Germany), e) Gulfood (17-21 February / Dubai, UAE), and f) FOODEX Japan (11-14 March / Tokyo, Japan), and 2) Onboarded companies in IFEXConnect, the digital sourcing platform for premium quality and unique Philippine and global food and ingredients. Note that this is a preliminary figure and shall be updated based on data from CITEM's Trade Fair Information System (TFIS). The shortfall is expected to be realized in the 2nd to 4th quarter.
Promotion Events													
4. Number of Trade Buyers attending Export		1245	1181	289	1150	3,865	1,837				1,837	(2,028)	CITEM generated 1,649 trade inquiries for 1st quarter 2025 which represents 20% of the target trade inquiries for the year. These trade inquiries came from the CITEM-organized PH participation in the following overseas trade fairs: a) Consumer Electronics Show (7-10 January / Las Vegas, USA), b) Maison & Objet (16-20 January / Paris, France), c) Winter Fancy Food Show (19-21 January / Las Vegas, USA), and f) FOODEX Japan (11-14 March / Tokyo, Japan). The shortfall is expected to be realized in the 2nd to 4th quarter.
Promotion Events													

Prepared By: 
 ATTY. EVA MARIE MARIQUINA
 Chief, Corporate Planning Division
 Date: April 28, 2025 08:09 PM

Approved By: 
 LEAH BULDO OCAMPO
 Executive Director
 Date:

STATEMENT OF APPROPRIATIONS, ALLOTMENTS, OBLIGATIONS, DISBURSEMENTS AND BALANCES
As at the Quarter Ending March 31, 2025

Department : Budgetary Support to Government Corporations (BSGC)
Agency/Entity : Center for International Trade Expositions and Missions
Operating Unit : < not applicable >
Organization Code : 35 043 000000
Fund Cluster : 01 - Regular Agency Fund

X Current Year Appropriations
Supplemental Appropriations
Continuing Appropriations

(e.g. UACS Fund Cluster: 01-Regular Agency Fund, 02-Foreign Assisted Projects Fund, 03-Special Account-Locally Funded/Domestic Grants Fund, and 04-Special Account-Foreign Assisted/Foreign Grants Fund)

Particulars	UACS CODE	Appropriations					Allotments										Current Year Obligations					Current Year Disbursements					Balances			
		Authorized Appropriations	(Transfer To/From Modification)	Adjusted Appropriations	Allotments Recrual	Adjustments (Reductions, Modification of Amounts)	Transfer To	Transfer From	Adjusted Allotments	1st Quarter Ending March 31	2nd Quarter Ending June 30	3rd Quarter Ending September 30	4th Quarter Ending December 31	Total	1st Quarter Ending March 31	2nd Quarter Ending June 30	3rd Quarter Ending September 30	4th Quarter Ending December 31	Total	Unreleased Appropriations	Unliquidated Allotments	Due and Demandable	Not Yet Due and Demandable							
I. Agency Specific Budget		289,608,000.00	0.00	289,608,000.00	244,608,000.00	0.00	0.00	0.00	244,608,000.00	94,514,303.54	0.00	0.00	0.00	94,514,303.54	41,443,876.42	0.00	0.00	0.00	41,443,876.42	45,000,000.00	150,093,896.46	0.00	63,070,427.12							
General Administration and Support	10000000000	35,171,000.00	0.00	35,171,000.00	35,171,000.00	0.00	0.00	0.00	35,171,000.00	18,040,086.56	0.00	0.00	0.00	18,040,086.56	5,771,244.97	0.00	0.00	0.00	5,771,244.97	0.00	17,130,913.44	0.00	12,268,841.59							
General Management and Supervision	10000010000	35,171,000.00	0.00	35,171,000.00	35,171,000.00	0.00	0.00	0.00	35,171,000.00	18,040,086.56	0.00	0.00	0.00	18,040,086.56	5,771,244.97	0.00	0.00	0.00	5,771,244.97	0.00	17,130,913.44	0.00	12,268,841.59							
MOOE		35,171,000.00	0.00	35,171,000.00	35,171,000.00	0.00	0.00	0.00	35,171,000.00	18,040,086.56	0.00	0.00	0.00	18,040,086.56	5,771,244.97	0.00	0.00	0.00	5,771,244.97	0.00	17,130,913.44	0.00	12,268,841.59							
Sub-Total, General Administration and Support		35,171,000.00	0.00	35,171,000.00	35,171,000.00	0.00	0.00	0.00	35,171,000.00	18,040,086.56	0.00	0.00	0.00	18,040,086.56	5,771,244.97	0.00	0.00	0.00	5,771,244.97	0.00	17,130,913.44	0.00	12,268,841.59							
MOOE		35,171,000.00	0.00	35,171,000.00	35,171,000.00	0.00	0.00	0.00	35,171,000.00	18,040,086.56	0.00	0.00	0.00	18,040,086.56	5,771,244.97	0.00	0.00	0.00	5,771,244.97	0.00	17,130,913.44	0.00	12,268,841.59							
Support to Operations	20000000000	53,416,000.00	0.00	53,416,000.00	53,416,000.00	0.00	0.00	0.00	53,416,000.00	17,113,017.14	0.00	0.00	0.00	17,113,017.14	6,333,301.35	0.00	0.00	0.00	6,333,301.35	0.00	36,302,982.86	0.00	10,779,715.79							
Institutional promotion and information services management	20000010000	53,416,000.00	0.00	53,416,000.00	53,416,000.00	0.00	0.00	0.00	53,416,000.00	17,113,017.14	0.00	0.00	0.00	17,113,017.14	6,333,301.35	0.00	0.00	0.00	6,333,301.35	0.00	36,302,982.86	0.00	10,779,715.79							
MOOE		53,416,000.00	0.00	53,416,000.00	53,416,000.00	0.00	0.00	0.00	53,416,000.00	17,113,017.14	0.00	0.00	0.00	17,113,017.14	6,333,301.35	0.00	0.00	0.00	6,333,301.35	0.00	36,302,982.86	0.00	10,779,715.79							
Sub-Total, Support to Operations		53,416,000.00	0.00	53,416,000.00	53,416,000.00	0.00	0.00	0.00	53,416,000.00	17,113,017.14	0.00	0.00	0.00	17,113,017.14	6,333,301.35	0.00	0.00	0.00	6,333,301.35	0.00	36,302,982.86	0.00	10,779,715.79							
MOOE		53,416,000.00	0.00	53,416,000.00	53,416,000.00	0.00	0.00	0.00	53,416,000.00	17,113,017.14	0.00	0.00	0.00	17,113,017.14	6,333,301.35	0.00	0.00	0.00	6,333,301.35	0.00	36,302,982.86	0.00	10,779,715.79							
Operations	30000000000	201,021,000.00	0.00	201,021,000.00	156,021,000.00	0.00	0.00	0.00	156,021,000.00	59,361,199.84	0.00	0.00	0.00	59,361,199.84	29,339,330.10	0.00	0.00	0.00	29,339,330.10	45,000,000.00	96,659,800.16	0.00	30,021,869.74							
OO : Increased Trade Promotion Activities		201,021,000.00	0.00	201,021,000.00	156,021,000.00	0.00	0.00	0.00	156,021,000.00	59,361,199.84	0.00	0.00	0.00	59,361,199.84	29,339,330.10	0.00	0.00	0.00	29,339,330.10	45,000,000.00	96,659,800.16	0.00	30,021,869.74							
EXPORT/TRADE PROMOTION PROGRAM		201,021,000.00	0.00	201,021,000.00	156,021,000.00	0.00	0.00	0.00	156,021,000.00	59,361,199.84	0.00	0.00	0.00	59,361,199.84	29,339,330.10	0.00	0.00	0.00	29,339,330.10	45,000,000.00	96,659,800.16	0.00	30,021,869.74							
Signature Events	31000000000	201,021,000.00	0.00	201,021,000.00	156,021,000.00	0.00	0.00	0.00	156,021,000.00	59,361,199.84	0.00	0.00	0.00	59,361,199.84	29,339,330.10	0.00	0.00	0.00	29,339,330.10	45,000,000.00	96,659,800.16	0.00	30,021,869.74							
MOOE		201,021,000.00	0.00	201,021,000.00	156,021,000.00	0.00	0.00	0.00	156,021,000.00	59,361,199.84	0.00	0.00	0.00	59,361,199.84	29,339,330.10	0.00	0.00	0.00	29,339,330.10	45,000,000.00	96,659,800.16	0.00	30,021,869.74							
Sub-Total, Operations		201,021,000.00	0.00	201,021,000.00	156,021,000.00	0.00	0.00	0.00	156,021,000.00	59,361,199.84	0.00	0.00	0.00	59,361,199.84	29,339,330.10	0.00	0.00	0.00	29,339,330.10	45,000,000.00	96,659,800.16	0.00	30,021,869.74							
MOOE		201,021,000.00	0.00	201,021,000.00	156,021,000.00	0.00	0.00	0.00	156,021,000.00	59,361,199.84	0.00	0.00	0.00	59,361,199.84	29,339,330.10	0.00	0.00	0.00	29,339,330.10	45,000,000.00	96,659,800.16	0.00	30,021,869.74							
Sub-Total, I. Agency Specific Budget		289,608,000.00	0.00	289,608,000.00	244,608,000.00	0.00	0.00	0.00	244,608,000.00	94,514,303.54	0.00	0.00	0.00	94,514,303.54	41,443,876.42	0.00	0.00	0.00	41,443,876.42	45,000,000.00	150,093,896.46	0.00	63,070,427.12							
MOOE		289,608,000.00	0.00	289,608,000.00	244,608,000.00	0.00	0.00	0.00	244,608,000.00	94,514,303.54	0.00	0.00	0.00	94,514,303.54	41,443,876.42	0.00	0.00	0.00	41,443,876.42	45,000,000.00	150,093,896.46	0.00	63,070,427.12							
GRAND TOTAL		289,608,000.00	0.00	289,608,000.00	244,608,000.00	0.00	0.00	0.00	244,608,000.00	94,514,303.54	0.00	0.00	0.00	94,514,303.54	41,443,876.42	0.00	0.00	0.00	41,443,876.42	45,000,000.00	150,093,896.46	0.00	63,070,427.12							
PS		0.00	0.00	0.00	0.00	0.00	0.00	0.00	0.00	0.00	0.00	0.00	0.00	0.00	0.00	0.00	0.00	0.00	0.00	0.00	0.00	0.00	0.00							
MOOE		289,608,000.00	0.00	289,608,000.00	244,608,000.00	0.00	0.00	0.00	244,608,000.00	94,514,303.54	0.00	0.00	0.00	94,514,303.54	41,443,876.42	0.00	0.00	0.00	41,443,876.42	45,000,000.00	150,093,896.46	0.00	63,070,427.12							
FINEX		0.00	0.00	0.00	0.00	0.00	0.00	0.00	0.00	0.00	0.00	0.00	0.00	0.00	0.00	0.00	0.00	0.00	0.00	0.00	0.00	0.00	0.00							
CO		0.00	0.00	0.00	0.00	0.00	0.00	0.00	0.00	0.00	0.00	0.00	0.00	0.00	0.00	0.00	0.00	0.00	0.00	0.00	0.00	0.00	0.00							
Recapitulation by OO:																														
EXPORT/TRADE PROMOTION PROGRAM		201,021,000.00	0.00	201,021,000.00	156,021,000.00	0.00	0.00	0.00	156,021,000.00	59,361,199.84	0.00	0.00	0.00	59,361,199.84	29,339,330.10	0.00	0.00	0.00	29,339,330.10	45,000,000.00	96,659,800.16	0.00	30,021,869.74							

This report was generated using the Unified Reporting System on April 22, 2025 2:01 PM. Status :

Certified Correct:
Eileen Rosalinda Millanueva
EILEEN ROSALINDA MILLANUEVA
OIC, Budget & Cash Division

Date:

Recommending Approval By:
Atty. Anna Grace I. Marpuri
ATTY. ANNA GRACE I. MARPURI
Department Manager III, CSD

Date:

Approved By:
Leah Pulido Ocampo
LEAH PULIDO OCAMPO
Executive Director

Date:

SUMMARY OF APPROPRIATIONS, ALLOTMENTS, OBLIGATIONS, DISBURSEMENTS AND BALANCES BY OBJECT OF EXPENDITURES
As at the Quarter Ending March 31, 2026

Department : Budgetary Support to Government Corporations (BSGC)
 Agency/Entity : Center for International Trade Expositions and Missions
 Operating Unit : < not applicable >
 Organization : 35 043 000000
 Fund Cluster : 01 - Regular Agency Fund

X Current Year Appropriations
 Supplemental Appropriations
 Continuing Appropriations

(e.g. UACS Fund Cluster: 01-Regular Agency Fund, 02-Foreign Assisted Projects Fund, 03-Special Account-Locally Funded/Domestic Grants Fund, and 04-Special Account-Foreign Assisted/Foreign Grants Fund)

Particulars	UACS CODE	Appropriations		Allotments Received	Adjustments		Allotments		Adjusted Allotments	Obligations				Disbursements				Balances		Unpaid Obligations			
		Authorized Appropriations	(Transfer To/From, Mod/Mod/Mod)		Adjusted Appropriations	(Reductions)	Transfer To	Transfer From		1st Quarter Ending March 31	2nd Quarter Ending June 30	3rd Quarter Ending September 30	4th Quarter Ending December 31	Total	1st Quarter Ending March 31	2nd Quarter Ending June 30	3rd Quarter Ending September 30	4th Quarter Ending December 31	Total	Unreleased Appropriations	Unobligated Allotments	Due and Demandable	Not Yet Due and Demandable
1	2	3	4	5=(3+4)	6	7	8	9	10=[(6+(-)7)-8+9]	11	12	13	14	15=(11+12+13+14)	16	17	18	19	20=(16+17+18+19)	21=(5-10)	22=(10-15)	23	24
SUMMARY		289,606,000.00	0.00	289,606,000.00	244,606,000.00	0.00	0.00	0.00	244,606,000.00	94,514,303.54	0.00	0.00	0.00	94,514,303.54	41,443,876.42	0.00	0.00	0.00	41,443,876.42	45,000,000.00	150,093,696.46	0.00	53,070,427.12
A. AGENCY SPECIFIC BUDGET		289,606,000.00	0.00	289,606,000.00	244,606,000.00	0.00	0.00	0.00	244,606,000.00	94,514,303.54	0.00	0.00	0.00	94,514,303.54	41,443,876.42	0.00	0.00	0.00	41,443,876.42	45,000,000.00	150,093,696.46	0.00	53,070,427.12
Maintenance and Other Operating Expenses		289,606,000.00	0.00	289,606,000.00	244,606,000.00	0.00	0.00	0.00	244,606,000.00	94,514,303.54	0.00	0.00	0.00	94,514,303.54	41,443,876.42	0.00	0.00	0.00	41,443,876.42	45,000,000.00	150,093,696.46	0.00	53,070,427.12
Financial Assistance/Subsidy		289,606,000.00	0.00	289,606,000.00	244,606,000.00	0.00	0.00	0.00	244,606,000.00	94,514,303.54	0.00	0.00	0.00	94,514,303.54	41,443,876.42	0.00	0.00	0.00	41,443,876.42	45,000,000.00	150,093,696.46	0.00	53,070,427.12
Budgetary Support to Government-Owned and/or	502140 4000	289,606,000.00	0.00	289,606,000.00	244,606,000.00	0.00	0.00	0.00	244,606,000.00	94,514,303.54	0.00	0.00	0.00	94,514,303.54	41,443,876.42	0.00	0.00	0.00	41,443,876.42	45,000,000.00	150,093,696.46	0.00	53,070,427.12
Subsidy Support to Operations of GOCCs	502140 4001	289,606,000.00	0.00	289,606,000.00	244,606,000.00	0.00	0.00	0.00	244,606,000.00	94,514,303.54	0.00	0.00	0.00	94,514,303.54	41,443,876.42	0.00	0.00	0.00	41,443,876.42	45,000,000.00	150,093,696.46	0.00	53,070,427.12
GRAND TOTAL		289,606,000.00	0.00	289,606,000.00	244,606,000.00	0.00	0.00	0.00	244,606,000.00	94,514,303.54	0.00	0.00	0.00	94,514,303.54	41,443,876.42	0.00	0.00	0.00	41,443,876.42	45,000,000.00	150,093,696.46	0.00	53,070,427.12

Certified Correct:

 EILEEN ROSSHAY S. VILLANUEVA
 OIC, Budgets Cash Division
 Date: _____

Recommending Approval By:

 ATTY. ANNA GRACE I. MARPURI
 Department Manager III, CSD
 Date: _____

Approved By:

 LEAH PULIDO CAMPO
 Executive Director
 Date: _____

MONTHLY REPORT OF DISBURSEMENTS
For the month of January 2025

Department : Budgetary Support to Government Corporations (BSGC)
 Agency/Entity : Center for International Trade Expositions and Missions
 Operating Unit : < not applicable >
 Organization Code (UACS) : 35 043 0000000
 Fund Cluster : 01 - Regular Agency Fund
 (e.g. UACS Fund Cluster: 01-Regular Agency Fund, 02-Foreign Assisted Projects Fund, 03-Special Account-Locally Funded/Domestic Grants Fund, etc.)

Particulars	Current Year Budget					Prior Year's Budget		SUB-TOTAL	Grand Total				Remarks
	PS	MOOE	FinEx	CO	TOTAL	Prior Year's Accounts Payable			MOOE	FinEx	CO	TOTAL	
						PS	MOOE						
1	2	3	4	5	6=(2+3+4+5)	7	8	18=(6+17)	24	25	26	27=(23+24+25+26)	28
CASH DISBURSEMENTS	0.00	8,775,173.37	0.00	0.00	8,775,173.37	0.00	0.00	8,775,173.37	8,775,173.37	0.00	0.00	8,775,173.37	
Notice of Cash Allocation (NCA)	0.00	8,775,173.37	0.00	0.00	8,775,173.37	0.00	0.00	8,775,173.37	8,775,173.37	0.00	0.00	8,775,173.37	
MDS Checks Issued	0.00	552,021.76	0.00	0.00	552,021.76	0.00	0.00	552,021.76	552,021.76	0.00	0.00	552,021.76	
Advice to Debit Account	0.00	8,223,151.61	0.00	0.00	8,223,151.61	0.00	0.00	8,223,151.61	8,223,151.61	0.00	0.00	8,223,151.61	
Notice of Transfer Allocations (NTA)	0.00	0.00	0.00	0.00	0.00	0.00	0.00	0.00	0.00	0.00	0.00	0.00	
MDS Checks Issued	0.00	0.00	0.00	0.00	0.00	0.00	0.00	0.00	0.00	0.00	0.00	0.00	
Advice to Debit Account	0.00	0.00	0.00	0.00	0.00	0.00	0.00	0.00	0.00	0.00	0.00	0.00	
Working Fund for FAPs	0.00	0.00	0.00	0.00	0.00	0.00	0.00	0.00	0.00	0.00	0.00	0.00	
Cash Disbursement Ceiling (CDC)	0.00	0.00	0.00	0.00	0.00	0.00	0.00	0.00	0.00	0.00	0.00	0.00	
TOTAL CASH DISBURSEMENTS	0.00	8,775,173.37	0.00	0.00	8,775,173.37	0.00	0.00	8,775,173.37	8,775,173.37	0.00	0.00	8,775,173.37	
NON-CASH DISBURSEMENTS	0.00	0.00	0.00	0.00	0.00	0.00	0.00	0.00	0.00	0.00	0.00	0.00	
Tax Remittance Advices Issued (TRA)	0.00	0.00	0.00	0.00	0.00	0.00	0.00	0.00	0.00	0.00	0.00	0.00	
Non-Cash Availment Authority (NCAA)	0.00	0.00	0.00	0.00	0.00	0.00	0.00	0.00	0.00	0.00	0.00	0.00	
Disbursements effected through outright deductions from claims (please specify...)	0.00	0.00	0.00	0.00	0.00	0.00	0.00	0.00	0.00	0.00	0.00	0.00	
Overpayment of expenses(e.g. personnel benefits)	0.00	0.00	0.00	0.00	0.00	0.00	0.00	0.00	0.00	0.00	0.00	0.00	
Restitution for loss of government property	0.00	0.00	0.00	0.00	0.00	0.00	0.00	0.00	0.00	0.00	0.00	0.00	
Liquidated damages and similar claims	0.00	0.00	0.00	0.00	0.00	0.00	0.00	0.00	0.00	0.00	0.00	0.00	
Others(TEF, BTr-Documentary Stamp Tax, etc.)	0.00	0.00	0.00	0.00	0.00	0.00	0.00	0.00	0.00	0.00	0.00	0.00	
TOTAL NON-CASH DISBURSEMENTS	0.00	0.00	0.00	0.00	0.00	0.00	0.00	0.00	0.00	0.00	0.00	0.00	
GRAND TOTAL	0.00	8,775,173.37	0.00	0.00	8,775,173.37	0.00	0.00	8,775,173.37	8,775,173.37	0.00	0.00	8,775,173.37	

SUMMARY

Particulars (1)	Previous Report (2)	This Month (3)	As at Date (4)
Total Disbursement Authorities Received	0.00	20,634,000.00	20,634,000.00
NCA	0.00	20,634,000.00	20,634,000.00
NTA	0.00	0.00	0.00
Working Fund	0.00	0.00	0.00
TRA	0.00	0.00	0.00
CDC	0.00	0.00	0.00
NCAA	0.00	0.00	0.00
Less: Notice of Transfer of Allocations (NTA)* issued	0.00	0.00	0.00
Total Disbursement Authorities Available	0.00	20,634,000.00	20,634,000.00
Less:	0.00	0.00	0.00
Lapsed NCA	0.00	0.00	0.00
Disbursements	0.00	8,775,173.37	8,775,173.37
Less: Other Non-Cash Disbursements	0.00	0.00	0.00
Disbursements effected through outright deductions from claims	0.00	0.00	0.00
Overpayment of expenses(e.g. personnel benefits)	0.00	0.00	0.00
Restitution for loss of government property	0.00	0.00	0.00
Liquidated damages and similar claims	0.00	0.00	0.00
Others (e.g. TEF, BTr, Docs Stamp, etc.)	0.00	0.00	0.00
Add/Less: Adjustments (e.g. cancelled/staled checks)	0.00	0.00	0.00
Balance of Disbursement Authorities as at date	0.00	11,858,826.63	11,858,826.63
Total Disbursements Program	0.00	20,634,000.00	20,634,000.00
Less: *Actual Disbursements	0.00	8,775,173.37	8,775,173.37
(Over)/Under spending	0.00	11,858,826.63	11,858,826.63

Notes: * The use of NTA is discouraged

Notes: ** Amounts should tally with the grand total disbursement (column 27).


Certified Correct:


WILMA G. DULAY
 OIC - Controllership

Recommending Approval By:


Atty. Anna Grace I. Marpuri
 Department Head - CSD

Approved by:


LEAH PULIDO OCAMPO
 Executive Director

MONTHLY REPORT OF DISBURSEMENTS
For the month of February 2025

Department : Budgetary Support to Government Corporations (BSGC)
 Agency/Entity : Center for International Trade Expositions and Missions
 Operating Unit : < not applicable >
 Organization Code (UACS) : 35 043 0000000
 Fund Cluster : 01 - Regular Agency Fund


(e.g. UACS Fund Cluster: 01-Regular Agency Fund, 02-Foreign Assisted Projects Fund, 03-Special Account-Locally Funded/Domestic Grants Fund, etc.)

Particulars	Current Year Budget					Prior Year's Budget		SUB-TOTAL	Grand Total				Remarks
	PS	MOOE	FinEx	CO	TOTAL	Prior Year's Accounts Payable			MOOE	FinEx	CO	TOTAL	
						PS	MOOE						
1	2	3	4	5	6=(2+3+4+5)	7	8	18=(6+17)	24	25	26	27=(23+24+25+26)	28
CASH DISBURSEMENTS	0.00	9,725,944.40	49,799.28	0.00	9,775,743.68	0.00	0.00	9,775,743.68	9,725,944.40	49,799.28	0.00	9,775,743.68	
Notice of Cash Allocation (NCA)	0.00	9,725,944.40	49,799.28	0.00	9,775,743.68	0.00	0.00	9,775,743.68	9,725,944.40	49,799.28	0.00	9,775,743.68	
MDS Checks Issued	0.00	1,769,894.34	0.00	0.00	1,769,894.34	0.00	0.00	1,769,894.34	1,769,894.34	0.00	0.00	1,769,894.34	
Advice to Debit Account	0.00	7,956,050.06	49,799.28	0.00	8,005,849.34	0.00	0.00	8,005,849.34	7,956,050.06	49,799.28	0.00	8,005,849.34	
Notice of Transfer Allocations (NTA)	0.00	0.00	0.00	0.00	0.00	0.00	0.00	0.00	0.00	0.00	0.00	0.00	
MDS Checks Issued	0.00	0.00	0.00	0.00	0.00	0.00	0.00	0.00	0.00	0.00	0.00	0.00	
Advice to Debit Account	0.00	0.00	0.00	0.00	0.00	0.00	0.00	0.00	0.00	0.00	0.00	0.00	
Working Fund for FAPs	0.00	0.00	0.00	0.00	0.00	0.00	0.00	0.00	0.00	0.00	0.00	0.00	
Cash Disbursement Ceiling (CDC)	0.00	0.00	0.00	0.00	0.00	0.00	0.00	0.00	0.00	0.00	0.00	0.00	
TOTAL CASH DISBURSEMENTS	0.00	9,725,944.40	49,799.28	0.00	9,775,743.68	0.00	0.00	9,775,743.68	9,725,944.40	49,799.28	0.00	9,775,743.68	
NON-CASH DISBURSEMENTS	0.00	0.00	0.00	0.00	0.00	0.00	0.00	0.00	0.00	0.00	0.00	0.00	
Tax Remittance Advices Issued (TRA)	0.00	0.00	0.00	0.00	0.00	0.00	0.00	0.00	0.00	0.00	0.00	0.00	
Non-Cash Availment Authority (NCAA)	0.00	0.00	0.00	0.00	0.00	0.00	0.00	0.00	0.00	0.00	0.00	0.00	
Disbursements effected through outright deductions from claims (please specify...)	0.00	0.00	0.00	0.00	0.00	0.00	0.00	0.00	0.00	0.00	0.00	0.00	
Overpayment of expenses(e.g. personnel benefits)	0.00	0.00	0.00	0.00	0.00	0.00	0.00	0.00	0.00	0.00	0.00	0.00	
Restitution for loss of government property	0.00	0.00	0.00	0.00	0.00	0.00	0.00	0.00	0.00	0.00	0.00	0.00	
Liquidated damages and similar claims	0.00	0.00	0.00	0.00	0.00	0.00	0.00	0.00	0.00	0.00	0.00	0.00	
Others(TEF, BTr-Documentary Stamp Tax, etc.)	0.00	0.00	0.00	0.00	0.00	0.00	0.00	0.00	0.00	0.00	0.00	0.00	
TOTAL NON-CASH DISBURSEMENTS	0.00	0.00	0.00	0.00	0.00	0.00	0.00	0.00	0.00	0.00	0.00	0.00	
GRAND TOTAL	0.00	9,725,944.40	49,799.28	0.00	9,775,743.68	0.00	0.00	9,775,743.68	9,725,944.40	49,799.28	0.00	9,775,743.68	

SUMMARY

Particulars (1)	Previous Report (2)	This Month (3)	As at Date (4)
Total Disbursement Authorities Received	20,634,000.00	20,134,000.00	40,768,000.00
NCA	20,634,000.00	20,134,000.00	40,768,000.00
NTA	0.00	0.00	0.00
Working Fund	0.00	0.00	0.00
TRA	0.00	0.00	0.00
CDC	0.00	0.00	0.00
NCAA	0.00	0.00	0.00
Less: Notice of Transfer of Allocations (NTA)* issued	0.00	0.00	0.00
Total Disbursement Authorities Available	20,634,000.00	20,134,000.00	40,768,000.00
Less:	0.00	0.00	0.00
Lapsed NCA	0.00	0.00	0.00
Disbursements	8,775,173.37	9,775,743.68	18,550,917.05
Less: Other Non-Cash Disbursements	0.00	0.00	0.00
Disbursements effected through outright deductions from claims	0.00	0.00	0.00
Overpayment of expenses(e.g. personnel benefits)	0.00	0.00	0.00
Restitution for loss of government property	0.00	0.00	0.00
Liquidated damages and similar claims	0.00	0.00	0.00
Others (e.g. TEF, BTr, Docs Stamp, etc.)	0.00	0.00	0.00
Add/Less: Adjustments (e.g. cancelled/staled checks)	0.00	0.00	0.00
Balance of Disbursement Authorities as at date	11,858,826.63	10,358,256.32	22,217,082.95
Total Disbursements Program	20,634,000.00	20,134,000.00	40,768,000.00
Less: *Actual Disbursements	8,775,173.37	9,775,743.68	18,550,917.05
(Over)/Under spending	11,858,826.63	10,358,256.32	22,217,082.95

Notes: * The use of NTA is discouraged
Notes: ** Amounts should tally with the grand total disbursement (column 27).

Certified Correct:

WILMA G. DULAY
 OIC - Controllership

Recommending Approval By:

Atty. Anna Grace J. Marpuri
 Department Head - CSD

Approved by:

LEAH PULIDO OCAMPO
 Executive Director

MONTHLY REPORT OF DISBURSEMENTS
For the month of March 2025

Department : Budgetary Support to Government Corporations (BSGC)
 Agency/Entity : Center for International Trade Expositions and Missions
 Operating Unit : < not applicable >
 Organization Code (UACS) : 35 043 0000000
 Fund Cluster : 01 - Regular Agency Fund

(e.g. UACS Fund Cluster: 01-Regular Agency Fund, 02-Foreign Assisted Projects Fund, 03-Special Account-Locally Funded/Domestic Grants Fund, etc.)

Particulars	Current Year Budget					Prior Year's Budget		SUB-TOTAL	Grand Total				Remarks
	PS	MOOE	FinEx	CO	TOTAL	Prior Year's Accounts Payable			MOOE	FinEx	CO	TOTAL	
						PS	MOOE						
1	2	3	4	5	6=(2+3+4+5)	7	8	18=(6+17)	24	25	26	27=(23+24+25+26)	28
CASH DISBURSEMENTS	0.00	24,204,239.97	32,717.50	0.00	24,236,957.47	0.00	0.00	24,236,957.47	24,204,239.97	32,717.50	0.00	24,236,957.47	
Notice of Cash Allocation (NCA)	0.00	24,204,239.97	32,717.50	0.00	24,236,957.47	0.00	0.00	24,236,957.47	24,204,239.97	32,717.50	0.00	24,236,957.47	
MDS Checks Issued	0.00	18,608,973.39	0.00	0.00	18,608,973.39	0.00	0.00	18,608,973.39	18,608,973.39	0.00	0.00	18,608,973.39	
Advice to Debit Account	0.00	5,595,266.58	32,717.50	0.00	5,627,984.08	0.00	0.00	5,627,984.08	5,595,266.58	32,717.50	0.00	5,627,984.08	
Notice of Transfer Allocations (NTA)	0.00	0.00	0.00	0.00	0.00	0.00	0.00	0.00	0.00	0.00	0.00	0.00	
MDS Checks Issued	0.00	0.00	0.00	0.00	0.00	0.00	0.00	0.00	0.00	0.00	0.00	0.00	
Advice to Debit Account	0.00	0.00	0.00	0.00	0.00	0.00	0.00	0.00	0.00	0.00	0.00	0.00	
Working Fund for FAPs	0.00	0.00	0.00	0.00	0.00	0.00	0.00	0.00	0.00	0.00	0.00	0.00	
Cash Disbursement Ceiling (CDC)	0.00	0.00	0.00	0.00	0.00	0.00	0.00	0.00	0.00	0.00	0.00	0.00	
TOTAL CASH DISBURSEMENTS	0.00	24,204,239.97	32,717.50	0.00	24,236,957.47	0.00	0.00	24,236,957.47	24,204,239.97	32,717.50	0.00	24,236,957.47	
NON-CASH DISBURSEMENTS	0.00	0.00	0.00	0.00	0.00	0.00	0.00	0.00	0.00	0.00	0.00	0.00	
Tax Remittance Advices Issued (TRA)	0.00	0.00	0.00	0.00	0.00	0.00	0.00	0.00	0.00	0.00	0.00	0.00	
Non-Cash Availment Authority (NCAA)	0.00	0.00	0.00	0.00	0.00	0.00	0.00	0.00	0.00	0.00	0.00	0.00	
Disbursements effected through outright deductions from claims (please specify...)	0.00	0.00	0.00	0.00	0.00	0.00	0.00	0.00	0.00	0.00	0.00	0.00	
Overpayment of expenses(e.g. personnel benefits)	0.00	0.00	0.00	0.00	0.00	0.00	0.00	0.00	0.00	0.00	0.00	0.00	
Restitution for loss of government property	0.00	0.00	0.00	0.00	0.00	0.00	0.00	0.00	0.00	0.00	0.00	0.00	
Liquidated damages and similar claims	0.00	0.00	0.00	0.00	0.00	0.00	0.00	0.00	0.00	0.00	0.00	0.00	
Others(TEF, BTr-Documentary Stamp Tax, etc.)	0.00	0.00	0.00	0.00	0.00	0.00	0.00	0.00	0.00	0.00	0.00	0.00	
TOTAL NON-CASH DISBURSEMENTS	0.00	0.00	0.00	0.00	0.00	0.00	0.00	0.00	0.00	0.00	0.00	0.00	
GRAND TOTAL	0.00	24,204,239.97	32,717.50	0.00	24,236,957.47	0.00	0.00	24,236,957.47	24,204,239.97	32,717.50	0.00	24,236,957.47	

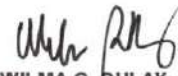
SUMMARY

Particulars (1)	Previous Report (2)	This Month (3)	As at Date (4)
Total Disbursement Authorities Received	40,768,000.00	20,384,000.00	61,152,000.00
NCA	40,768,000.00	20,384,000.00	61,152,000.00
NTA	0.00	0.00	0.00
Working Fund	0.00	0.00	0.00
TRA	0.00	0.00	0.00
CDC	0.00	0.00	0.00
NCAA	0.00	0.00	0.00
Less: Notice of Transfer of Allocations (NTA)* issued	0.00	0.00	0.00
Total Disbursement Authorities Available	40,768,000.00	20,384,000.00	61,152,000.00
Less:	0.00	0.00	0.00
Lapsed NCA	0.00	0.00	0.00
Disbursements	19,243,663.68	24,236,957.47	43,480,621.15
Less: Other Non-Cash Disbursements	0.00	0.00	0.00
Disbursements effected through outright deductions from claims	0.00	0.00	0.00
Overpayment of expenses(e.g. personnel benefits)	0.00	0.00	0.00
Restitution for loss of government property	0.00	0.00	0.00
Liquidated damages and similar claims	0.00	0.00	0.00
Others (e.g. TEF, BTr, Docs Stamp, etc.)	0.00	0.00	0.00
Add/Less: Adjustments (e.g. cancelled/staled checks)	0.00	0.00	0.00
Balance of Disbursement Authorities as at date	21,524,336.32	(3,852,957.47)	17,671,378.85
Total Disbursements Program	40,768,000.00	20,384,000.00	61,152,000.00
Less: *Actual Disbursements	19,243,663.68	24,236,957.47	43,480,621.15
(Over)/Under spending	21,524,336.32	(3,852,957.47)	17,671,378.85

Notes: * The use of NTA is discouraged

Notes: ** Amounts should tally with the grand total disbursement (column 27).

Certified Correct:


WILMA G. DULAY
 OIC - Controllership

Recommending Approval By:


Atty. Anna Grace I. Marpur
 Department Head - CSD


Approved by:


LEAH PULIDO OCAMPO
 Executive Director

QUARTERLY REPORT OF REVENUE AND OTHER RECEIPTS
As at the Quarter Ending March 31, 2025


Department : Budgetary Support to Government Corporations (BSGC)
 Agency/Entity : Center for International Trade Expositions and Missions
 Operating Unit : < not applicable >
 Organization Code (UACS) : 35 043 0000000
 Fund Cluster : 01 - Regular Agency Fund


Classification/Sources of Revenue and Other Receipts	UACS CODE	REVENUE TARGET (Annual) per BESF	Actual Revenue and Other Receipts Collections					Cumulative Remittance/Deposits to Date			Variance		Remarks
			1st Quarter Ending March 31	2nd Quarter Ending June 30	3rd Quarter Ending September 30	4th Quarter Ending December 31	Total	Remittance to BTr	Deposited with AGDB	Total	Amount	%	
1	2	3	4	5	6	7	8=(4+5+6+7)	9	10	11=(9+10)	12=(8-3)	13=(12/3)	14
Regular Agency Fund		420,701,000.00	78,155,296.59	0.00	0.00	0.00	78,155,296.59	0.00	0.00	0.00	(342,545,703.41)	-81 %	
Revenue Collections		420,701,000.00	78,155,296.59	0.00	0.00	0.00	78,155,296.59	0.00	0.00	0.00	(342,545,703.41)	-81 %	
Not Applicable		420,701,000.00	78,155,296.59	0.00	0.00	0.00	78,155,296.59	0.00	0.00	0.00	(342,545,703.41)	-81 %	
Non-Tax		420,701,000.00	78,155,296.59	0.00	0.00	0.00	78,155,296.59	0.00	0.00	0.00	(342,545,703.41)	-81 %	
Other Service Income	4020199099	131,093,000.00	16,989,820.61	0.00	0.00	0.00	16,989,820.61	0.00	0.00	0.00	(114,103,179.39)	-87 %	
Interest on NG Deposits	4020221001	0.00	13,347.65	0.00	0.00	0.00	13,347.65	0.00	0.00	0.00	13,347.65	0 %	
Subsidy from National Government	4030101000	289,608,000.00	61,152,000.00	0.00	0.00	0.00	61,152,000.00	0.00	0.00	0.00	(228,456,000.00)	-79 %	
Miscellaneous Income	4060999000	0.00	128.33	0.00	0.00	0.00	128.33	0.00	0.00	0.00	128.33	0 %	
GRAND TOTAL		420,701,000.00	78,155,296.59	0.00	0.00	0.00	78,155,296.59	0.00	0.00	0.00	(342,545,703.41)	-81 %	

Certified Correct:

 WILLIAM S. BULAY
 OIC - CONTROLLERSHIP
 Date:

Certified Correct:

 EILEEN FORHAN G. VILLANUEVA
 OIC - BUDGET AND CASH
 Date:

Recommending Approval By:

 ATTY. ANNA GRACE I. MARPURI
 DEPARTMENT HEAD / CSD
 Date:

Approved:

 LEAH PULIDO OCAMPO
 EXECUTIVE DIRECTOR
 Date: