

QUARTERLY PHYSICAL REPORT OF OPERATION

As of March 31, 2023

Department : Budgetary Support to Government Corporations
 Agency : Center for International Trade Expositions and Missions
 Operating Unit : < not applicable >
 Organization Code (UACS) : 35 043 0000000

Particulars	UACS CODE	Physical Target (Budget Year)					Physical Accomplishment (Budget Year)					Variance as of 03/31/2023	Remarks
		1st Quarter	2nd Quarter	3rd Quarter	4th Quarter	Total	1st Quarter	2nd Quarter	3rd Quarter	4th Quarter	Total		
1	2	3	4	5	6	7	8	9	10	11	12	13	14
EXPORT/TRADE PROMOTION PROGRAM	3101000000000000												
OO : Increased Trade Promotion Activities													
Outcome Indicators													
1. Percentage increase in number of companies participating in Export Promotion activities					N/A	N/A						N/A	
2. Percentage of returning companies in Signature Events					47%	47%	N/A				N/A	N/A	CITEM's regular Signature Events IFEX PH and Manila FAME with exhibition components are scheduled in May and October 2023, respectively
3. Percentage increase in the amount of potential export orders					N/A	N/A						N/A	
Output Indicators													
1. Total export orders					US\$66.49M	US\$66.49M	US\$53.38M				US\$53.38M	(US\$13.110M)	CITEM exhibitor-companies generated a total of US\$53.38 Million export sales for 1st quarter 2023, which is 80.28% of the total target export sales for the year. This figure came from the participation in the following projects: 1) Gulfood (Hybrid, 20-24 February), and 2) Ambiente (Physical, 3-7 February). Export Sales refers to the amount of Potential Export Orders as reported by CITEM Exhibitor-companies that participated in the mentioned CITEM-organized Export Promotion Projects and includes: 1) Booked Sales; 2) Sales Under Negotiation. The shortfall is expected to be realized in the 2nd to 4th quarter.
2. Number of companies participating in Export Promotion Activities					718	718	84				84	(634)	CITEM assisted 84 exhibitors (companies) for 1st quarter 2023 which represents only 11.70% of the target no. of exhibitors/companies to be assisted for the year. This figure came from the following projects: 1) Hybrid participation in Gulfood, 2) physical participation in Ambiente, and 3) participation in the year-round digital/online event, Maison&Objet and More (MOM). The shortfall is expected to be realized in the 2nd to 4th quarter.
3. Number of Trade Inquiries in Export Promotion Events					5,691	5,691	2,105				2,105	(3,586)	CITEM generated 2,105 trade inquiries for 1st quarter 2023 which represents 36.99% of the target trade inquiries for the year. These trade inquiries came from the Philippine participation in the following projects: 1) Gulfood (Hybrid, 20-24 February), and 2) Ambiente (Physical, 3-7 February), and 3) Maison&Objet and More (MOM) (Digital, Jan-Dec). The shortfall is expected to be realized in the 2nd to 4th quarter.
4. Number of Trade Buyers attending Export Promotion Events					2,684	2,684	1,001				1,001	(1,683)	The number of trade buyers for 1st quarter 2023 was based on unique trade buyers from the: 1) Hybrid participation in Gulfood, 2) physical participation in Ambiente, and 3) participation in the year-round digital event, Maison & Objet and More (MOM). Note that this is a preliminary figure and shall be updated based on encoded data in CITEM's database, the Visitors Profile System (VPS). The shortfall is expected to be realized in the 2nd to 4th quarter.

Prepared By:



JEWELMA UMBARBE

Planning Officer/IV

Date: 2023-04-23 17:39:03

In coordination with:




MA. LOURDES D. MEDIRAN

Deputy Executive Director

Date: 2023-04-23 17:39:03

Approved By:



DR. EDWARD L. FERREIRA, PH.D.

Executive Director

Date: 2023-04-24 20:47:34

STATEMENT OF APPROPRIATIONS, ALLOTMENTS, OBLIGATIONS, DISBURSEMENTS AND BALANCES
As at the Quarter Ending March 31, 2023

Department : Budgetary Support to Government Corporations
 Agency/Entity : Center for International Trade Expositions and Missions
 Operating Unit : < not applicable >
 Organization Code (UACS) : 35 043 0000000
 Fund Cluster : 01 Regular Agency Fund
 (e.g. UACS Fund Cluster: 01-Regular Agency Fund, 02-Foreign Assisted Projects Fund, 03-Special Account-Locally Funded/Domestic Grants Fund, and 04-Special Account-Foreign Assisted/Foreign Grants Fund)

X	Current Year Appropriations
	Supplemental Appropriations
	Continuing Appropriations

Particulars	UACS CODE	Appropriations		Allotments		Current Year Obligations					Current Year Disbursements					Balances						
		Authorized Appropriations	Adjusted Appropriations	Allotments Received	Programs (Reductions/ Modifications/ Augmentations)	Transfer To	Transfer From	Adjusted Total Allotments	1st Quarter Ending March 31	2nd Quarter Ending June 30	3rd Quarter Ending September 30	4th Quarter Ending December 31	TOTAL	1st Quarter Ending March 31	2nd Quarter Ending June 30	3rd Quarter Ending September 30	4th Quarter Ending December 31	TOTAL	Unreleased Appropriations	Unobligated Allotments	Unpaid Obligations (16-20) = (23+24)	
		3	5=(3+4)	6	7	8	9	10=[(9)+8]	11	12	13	14	15=(11+12+13+14)	16	17	18	19	20=(16+17+18+19)	21	22	23	24
L Agency Specific Budget		164,657,000.00	0.00	164,657,000.00	0.00	0.00	0.00	164,657,000.00	53,387,840.47	0.00	0.00	0.00	53,387,840.47	29,418,847.52	0.00	0.00	0.00	20,418,847.52	0.00	111,289,159.53	0.00	32,848,182.55
General Administration and Support	1000000000000000	33,152,000.00	0.00	33,152,000.00	0.00	0.00	0.00	33,152,000.00	6,569,894.23	0.00	0.00	0.00	6,569,894.23	3,462,909.02	0.00	0.00	0.00	3,462,909.02	0.00	26,582,095.77	0.00	3,107,085.21
General Management and Supervision	1000000100001000	33,152,000.00	0.00	33,152,000.00	0.00	0.00	0.00	33,152,000.00	6,569,894.23	0.00	0.00	0.00	6,569,894.23	3,462,909.02	0.00	0.00	0.00	3,462,909.02	0.00	26,582,095.77	0.00	3,107,085.21
MODE		33,152,000.00	0.00	33,152,000.00	0.00	0.00	0.00	33,152,000.00	6,569,894.23	0.00	0.00	0.00	6,569,894.23	3,462,909.02	0.00	0.00	0.00	3,462,909.02	0.00	26,582,095.77	0.00	3,107,085.21
Sub-Total, General Administration and Support		33,152,000.00	0.00	33,152,000.00	0.00	0.00	0.00	33,152,000.00	6,569,894.23	0.00	0.00	0.00	6,569,894.23	3,462,909.02	0.00	0.00	0.00	3,462,909.02	0.00	26,582,095.77	0.00	3,107,085.21
FS		0.00	0.00	0.00	0.00	0.00	0.00	0.00	0.00	0.00	0.00	0.00	0.00	0.00	0.00	0.00	0.00	0.00	0.00	0.00	0.00	0.00
MODE		33,152,000.00	0.00	33,152,000.00	0.00	0.00	0.00	33,152,000.00	6,569,894.23	0.00	0.00	0.00	6,569,894.23	3,462,909.02	0.00	0.00	0.00	3,462,909.02	0.00	26,582,095.77	0.00	3,107,085.21
FrEx (if Applicable)		0.00	0.00	0.00	0.00	0.00	0.00	0.00	0.00	0.00	0.00	0.00	0.00	0.00	0.00	0.00	0.00	0.00	0.00	0.00	0.00	0.00
CO		0.00	0.00	0.00	0.00	0.00	0.00	0.00	0.00	0.00	0.00	0.00	0.00	0.00	0.00	0.00	0.00	0.00	0.00	0.00	0.00	0.00
Support to Operations	2000000000000000	36,012,000.00	0.00	36,012,000.00	0.00	0.00	0.00	36,012,000.00	11,380,877.83	0.00	0.00	0.00	11,380,877.83	6,478,010.50	0.00	0.00	0.00	6,478,010.50	0.00	24,831,122.37	0.00	4,904,867.03
Institutional promotion and information services management	2000000100001000	36,012,000.00	0.00	36,012,000.00	0.00	0.00	0.00	36,012,000.00	11,380,877.83	0.00	0.00	0.00	11,380,877.83	6,478,010.50	0.00	0.00	0.00	6,478,010.50	0.00	24,831,122.37	0.00	4,904,867.03
MODE		36,012,000.00	0.00	36,012,000.00	0.00	0.00	0.00	36,012,000.00	11,380,877.83	0.00	0.00	0.00	11,380,877.83	6,478,010.50	0.00	0.00	0.00	6,478,010.50	0.00	24,831,122.37	0.00	4,904,867.03
Sub-Total, Support to Operations		36,012,000.00	0.00	36,012,000.00	0.00	0.00	0.00	36,012,000.00	11,380,877.83	0.00	0.00	0.00	11,380,877.83	6,478,010.50	0.00	0.00	0.00	6,478,010.50	0.00	24,831,122.37	0.00	4,904,867.03
FS		0.00	0.00	0.00	0.00	0.00	0.00	0.00	0.00	0.00	0.00	0.00	0.00	0.00	0.00	0.00	0.00	0.00	0.00	0.00	0.00	0.00
MODE		36,012,000.00	0.00	36,012,000.00	0.00	0.00	0.00	36,012,000.00	11,380,877.83	0.00	0.00	0.00	11,380,877.83	6,478,010.50	0.00	0.00	0.00	6,478,010.50	0.00	24,831,122.37	0.00	4,904,867.03
FrEx (if Applicable)		0.00	0.00	0.00	0.00	0.00	0.00	0.00	0.00	0.00	0.00	0.00	0.00	0.00	0.00	0.00	0.00	0.00	0.00	0.00	0.00	0.00
CO		0.00	0.00	0.00	0.00	0.00	0.00	0.00	0.00	0.00	0.00	0.00	0.00	0.00	0.00	0.00	0.00	0.00	0.00	0.00	0.00	0.00
Operations	3000000000000000	85,483,000.00	0.00	85,483,000.00	0.00	0.00	0.00	85,483,000.00	35,418,968.81	0.00	0.00	0.00	35,418,968.81	10,479,728.30	0.00	0.00	0.00	10,479,728.30	0.00	60,078,031.39	0.00	24,937,240.31
OO : Increased Trade Promotion Activities		85,483,000.00	0.00	85,483,000.00	0.00	0.00	0.00	85,483,000.00	35,418,968.81	0.00	0.00	0.00	35,418,968.81	10,479,728.30	0.00	0.00	0.00	10,479,728.30	0.00	60,078,031.39	0.00	24,937,240.31
EXPORT/TRADE PROMOTION PROGRAM		85,483,000.00	0.00	85,483,000.00	0.00	0.00	0.00	85,483,000.00	35,418,968.81	0.00	0.00	0.00	35,418,968.81	10,479,728.30	0.00	0.00	0.00	10,479,728.30	0.00	60,078,031.39	0.00	24,937,240.31
Signature Events	310100100001000	85,483,000.00	0.00	85,483,000.00	0.00	0.00	0.00	85,483,000.00	35,418,968.81	0.00	0.00	0.00	35,418,968.81	10,479,728.30	0.00	0.00	0.00	10,479,728.30	0.00	60,078,031.39	0.00	24,937,240.31
MODE		85,483,000.00	0.00	85,483,000.00	0.00	0.00	0.00	85,483,000.00	35,418,968.81	0.00	0.00	0.00	35,418,968.81	10,479,728.30	0.00	0.00	0.00	10,479,728.30	0.00	60,078,031.39	0.00	24,937,240.31
Sub-Total, Operations		85,483,000.00	0.00	85,483,000.00	0.00	0.00	0.00	85,483,000.00	35,418,968.81	0.00	0.00	0.00	35,418,968.81	10,479,728.30	0.00	0.00	0.00	10,479,728.30	0.00	60,078,031.39	0.00	24,937,240.31
FS		0.00	0.00	0.00	0.00	0.00	0.00	0.00	0.00	0.00	0.00	0.00	0.00	0.00	0.00	0.00	0.00	0.00	0.00	0.00	0.00	0.00
MODE		85,483,000.00	0.00	85,483,000.00	0.00	0.00	0.00	85,483,000.00	35,418,968.81	0.00	0.00	0.00	35,418,968.81	10,479,728.30	0.00	0.00	0.00	10,479,728.30	0.00	60,078,031.39	0.00	24,937,240.31
FrEx (if Applicable)		0.00	0.00	0.00	0.00	0.00	0.00	0.00	0.00	0.00	0.00	0.00	0.00	0.00	0.00	0.00	0.00	0.00	0.00	0.00	0.00	0.00
CO		0.00	0.00	0.00	0.00	0.00	0.00	0.00	0.00	0.00	0.00	0.00	0.00	0.00	0.00	0.00	0.00	0.00	0.00	0.00	0.00	0.00

STATEMENT OF APPROPRIATIONS, ALLOTMENTS, OBLIGATIONS, DISBURSEMENTS AND BALANCES
As at the Quarter Ending March 31, 2023

Department : Budgetary Support to Government Corporations
 Agency/Entity : Center for International Trade Exhibitions and Missions
 Operating Unit : < not applicable >
 Organization Code (UACS) : 35 043 0000000
 Fund Cluster : 01 Regular Agency Fund

X	Current Year Appropriations
	Supplemental Appropriations
	Continuing Appropriations

(e.g. UACS Fund Cluster: 01-Regular Agency Fund, 02-Foreign Assisted Projects Fund, 03-Special Account-Locally Funded/Domestic Grants Fund, and 04-Special Account-Foreign Assisted/Foreign Grants Fund)

Particulars	UACS CODE	Appropriations					Allotments			Current Year Obligations					Current Year Disbursements					Balances				
		Authorized Appropriations	Adjustments (Transfer To/From, Modifications/Amendments)	Adjusted Appropriations	Allotments Received	Provisions (Reductions, Modifications/Augmentations)	Transfer To	Transfer From	Adjusted Total Allotments	1st Quarter Ending March 31	2nd Quarter Ending June 30	3rd Quarter Ending September 30	4th Quarter Ending December 31	TOTAL	1st Quarter Ending March 31	2nd Quarter Ending June 30	3rd Quarter Ending September 30	4th Quarter Ending December 31	TOTAL	Unreleased Appropriations	Unobligated Allotments	Unpaid Obligations (18-20)-(23+24)		
		3	4	5=(3+4)	6	7	8	9	10=(8+9-7)	11	12	13	14	15=(11+12+13+14)	16	17	18	19	20=(16+17+18+19)	21	22	23	24	
Sub-Total, I Agency Specific Budget		164,657,000.00	0.00	164,657,000.00	164,657,000.00	0.00	0.00	0.00	164,657,000.00	53,367,840.47	0.00	0.00	0.00	53,367,840.47	20,418,847.92	0.00	0.00	0.00	0.00	20,418,847.92	0.00	111,289,159.53	0.00	32,849,162.55
PS		0.00	0.00	0.00	0.00	0.00	0.00	0.00	0.00	0.00	0.00	0.00	0.00	0.00	0.00	0.00	0.00	0.00	0.00	0.00	0.00	0.00	0.00	0.00
MOOE		164,657,000.00	0.00	164,657,000.00	164,657,000.00	0.00	0.00	0.00	164,657,000.00	53,367,840.47	0.00	0.00	0.00	53,367,840.47	20,418,847.92	0.00	0.00	0.00	0.00	20,418,847.92	0.00	111,289,159.53	0.00	32,849,162.55
FinEx (if Applicable)		0.00	0.00	0.00	0.00	0.00	0.00	0.00	0.00	0.00	0.00	0.00	0.00	0.00	0.00	0.00	0.00	0.00	0.00	0.00	0.00	0.00	0.00	0.00
CO		0.00	0.00	0.00	0.00	0.00	0.00	0.00	0.00	0.00	0.00	0.00	0.00	0.00	0.00	0.00	0.00	0.00	0.00	0.00	0.00	0.00	0.00	0.00
IV. Reversals of the Unobligated Allotments charged against R.A. Nos. 11495 and 11494		0.00	0.00	0.00	0.00	0.00	0.00	0.00	0.00	0.00	0.00	0.00	0.00	0.00	0.00	0.00	0.00	0.00	0.00	0.00	0.00	0.00	0.00	0.00
GRAND TOTAL		164,657,000.00	0.00	164,657,000.00	164,657,000.00	0.00	0.00	0.00	164,657,000.00	53,367,840.47	0.00	0.00	0.00	53,367,840.47	20,418,847.92	0.00	0.00	0.00	0.00	20,418,847.92	0.00	111,289,159.53	0.00	32,849,162.55
MOOE		164,657,000.00	0.00	164,657,000.00	164,657,000.00	0.00	0.00	0.00	164,657,000.00	53,367,840.47	0.00	0.00	0.00	53,367,840.47	20,418,847.92	0.00	0.00	0.00	0.00	20,418,847.92	0.00	111,289,159.53	0.00	32,849,162.55
Recapitulation by CO:																								
I Agency Specific Budget		85,493,000.00	0.00	85,493,000.00	85,493,000.00	0.00	0.00	0.00	85,493,000.00	35,416,968.81	0.00	0.00	0.00	35,416,968.81	14,479,728.30	0.00	0.00	0.00	0.00	14,479,728.30	0.00	60,076,031.39	0.00	24,877,240.31
EXPORT/TRADE PROMOTION PROGRAM		85,493,000.00	0.00	85,493,000.00	85,493,000.00	0.00	0.00	0.00	85,493,000.00	35,416,968.81	0.00	0.00	0.00	35,416,968.81	14,479,728.30	0.00	0.00	0.00	0.00	14,479,728.30	0.00	60,076,031.39	0.00	24,877,240.31

Certified Correct
 Wanda D. Dulay
 Division Chief, Budget & Cash
 Date: 25 APRIL 2023

Recommending Approval:
 MA. LOURDES D. MEDRANO
 Deputy Executive Director
 Date:

Approved By:
 DR. EDWARD L. FERREIRA PH.D.
 Executive Director
 Date:

SUMMARY OF APPROPRIATIONS, ALLOTMENTS, OBLIGATIONS, DISBURSEMENTS AND BALANCES BY OBJECT OF EXPENDITURES


As at the Quarter Ending March 31, 2023


Department : Budgetary Support to Government Corporations
 Agency : Center for International Trade Expositions and Missions
 Operating Unit : < not applicable >
 Organization Code (UACS) : 35 043 0000000
 Fund Cluster : 01 Regular Agency Fund


X	Current Year Appropriations
	Supplemental Appropriations
	Continuing Appropriations

(e.g. UACS Fund Cluster: 01-Regular Agency Fund, 02-Foreign Assisted Projects Fund, 03-Special Account-Locally Funded/Domestic Grants Fund, and 04-Special Account-Foreign Assisted/Foreign Grants Fund)

Particulars	UACS CODE	Appropriations			Allotments			Obligations					Disbursements				Balances						
		Authorized Appropriations	Adjustments (Transfer To/From, Modifications/ Augmentations)	Adjusted Appropriations	Allotments Received	Adjustments (Reductions, Modifications/ Augmentations)	Transfer To	Transfer From	Adjusted Allotments	1st Quarter Ending March 31	2nd Quarter Ending June 30	3rd Quarter Ending Sept. 30	4th Quarter Ending Dec. 31	TOTAL	1st Quarter Ending March 31	2nd Quarter Ending June 30	3rd Quarter Ending Sept. 30	4th Quarter Ending Dec. 31	TOTAL	Unreleased Appropriations	Unobligated Allotments	Unpaid Obligations (15-20)+(23+24)	
		3	4	5=(3+4)	6	7	8	9	10=(8+(-7) -8+9)	11	12	13	14	15=(11+12+13+14)	16	17	18	19	20=(16+17+18+19)	21=(5-10)	22=(10-15)	23	24
SUMMARY		184,657,000.00	0.00	184,657,000.00	184,657,000.00	0.00	0.00	0.00	184,657,000.00	53,367,840.47	0.00	0.00	0.00	53,367,840.47	20,418,647.92	0.00	0.00	0.00	20,418,647.92	0.00	111,289,159.53	0.00	32,949,192.55
A. AGENCY SPECIFIC BUDGET		184,657,000.00	0.00	184,657,000.00	184,657,000.00	0.00	0.00	0.00	184,657,000.00	53,367,840.47	0.00	0.00	0.00	53,367,840.47	20,418,647.92	0.00	0.00	0.00	20,418,647.92	0.00	111,289,159.53	0.00	32,949,192.55
Maintenance and Other Operating Expenses		184,657,000.00	0.00	184,657,000.00	184,657,000.00	0.00	0.00	0.00	184,657,000.00	53,367,840.47	0.00	0.00	0.00	53,367,840.47	20,418,647.92	0.00	0.00	0.00	20,418,647.92	0.00	111,289,159.53	0.00	32,949,192.55
Financial Assistance/Subsidy	5021400000	184,657,000.00	0.00	184,657,000.00	184,657,000.00	0.00	0.00	0.00	184,657,000.00	53,367,840.47	0.00	0.00	0.00	53,367,840.47	20,418,647.92	0.00	0.00	0.00	20,418,647.92	0.00	111,289,159.53	0.00	32,949,192.55
Budgetary Support to Government-Owned and/or	5021404000	184,657,000.00	0.00	184,657,000.00	184,657,000.00	0.00	0.00	0.00	184,657,000.00	53,367,840.47	0.00	0.00	0.00	53,367,840.47	20,418,647.92	0.00	0.00	0.00	20,418,647.92	0.00	111,289,159.53	0.00	32,949,192.55
Subsidy Support to Operations of GOCCs	5021404001	184,657,000.00	0.00	184,657,000.00	184,657,000.00	0.00	0.00	0.00	184,657,000.00	53,367,840.47	0.00	0.00	0.00	53,367,840.47	20,418,647.92	0.00	0.00	0.00	20,418,647.92	0.00	111,289,159.53	0.00	32,949,192.55
GRAND TOTAL		184,657,000.00	0.00	184,657,000.00	184,657,000.00	0.00	0.00	0.00	184,657,000.00	53,367,840.47	0.00	0.00	0.00	53,367,840.47	20,418,647.92	0.00	0.00	0.00	20,418,647.92	0.00	111,289,159.53	0.00	32,949,192.55

Certified Correct:

 WILMA S. DULA
 Division Chief, Budget & Cash
 Date: 25 APR 2023

Recommending Approval:

 MA. LOURDES D. MEDIRAN
 Deputy Executive Director
 Date:

Approved:

 DR. EDWARD L. FERREIRA PH.D.
 Executive Director
 Date:

MONTHLY REPORT OF DISBURSEMENTS
For the month of January 2023

FAR No. 4

Department : Budgetary Support to Government Corporations
Agency/Entity : Center for International Trade Expositions and Missions
Operating Unit : < not applicable >
Organization Code (UAOS) : 38 043 000000
Fund Cluster : 01 Regular Agency Fund

Particulars	Current Year Budget					Prior Year's Accounts Payable					Current Year's Accounts Payable					TOTAL	Trust Liabilities				Grand Total					Remarks		
	PS	MOOE	FinE	CO	TOTAL	PS	MOOE	FinE	CO	Sub-Total	PS	MOOE	FinE	CO	Sub-Total		PS	MOOE	CO	TOTAL	PS	MOOE	FinE	CO	TOTAL			
1	2	3	4	5	6=(2+3+4+5)	7	8	9	10	11=(7+8+9+10)	12	13	14	15	16=(12+13+14+15)	17=(11+16)	18=(16+17)	19	20	21	22=(19+20+21)	23	24	25	26	27=(23+24+25+26)	28	
CASH DISBURSEMENTS	0.00	2,358,103.10	30,185.91	0.00	2,388,289.01	0.00	0.00	0.00	0.00	0.00	0.00	0.00	0.00	0.00	0.00	0.00	2,388,289.01	0.00	0.00	0.00	0.00	2,358,103.10	30,185.91	0.00	0.00	2,388,289.01	28	
Notice of Cash Allocation (NCA)	0.00	2,358,103.10	30,185.91	0.00	2,388,289.01	0.00	0.00	0.00	0.00	0.00	0.00	0.00	0.00	0.00	0.00	0.00	2,388,289.01	0.00	0.00	0.00	0.00	2,358,103.10	30,185.91	0.00	0.00	2,388,289.01		
MD'S Checks Issued	0.00	1,253,869.84	0.00	0.00	1,253,869.84	0.00	0.00	0.00	0.00	0.00	0.00	0.00	0.00	0.00	0.00	0.00	1,253,869.84	0.00	0.00	0.00	0.00	1,253,869.84	0.00	0.00	0.00	1,253,869.84		
Advice to Debit Account	0.00	1,104,133.11	30,185.91	0.00	1,134,319.02	0.00	0.00	0.00	0.00	0.00	0.00	0.00	0.00	0.00	0.00	0.00	1,134,319.02	0.00	0.00	0.00	0.00	1,104,133.11	30,185.91	0.00	0.00	1,134,319.02		
Notice of Transfer Allocations (NTA)	0.00	0.00	0.00	0.00	0.00	0.00	0.00	0.00	0.00	0.00	0.00	0.00	0.00	0.00	0.00	0.00	0.00	0.00	0.00	0.00	0.00	0.00	0.00	0.00	0.00	0.00		
MD'S Checks Issued	0.00	0.00	0.00	0.00	0.00	0.00	0.00	0.00	0.00	0.00	0.00	0.00	0.00	0.00	0.00	0.00	0.00	0.00	0.00	0.00	0.00	0.00	0.00	0.00	0.00	0.00	0.00	
Advice to Debit Account	0.00	0.00	0.00	0.00	0.00	0.00	0.00	0.00	0.00	0.00	0.00	0.00	0.00	0.00	0.00	0.00	0.00	0.00	0.00	0.00	0.00	0.00	0.00	0.00	0.00	0.00	0.00	
Working Fund for FAPs	0.00	0.00	0.00	0.00	0.00	0.00	0.00	0.00	0.00	0.00	0.00	0.00	0.00	0.00	0.00	0.00	0.00	0.00	0.00	0.00	0.00	0.00	0.00	0.00	0.00	0.00	0.00	
Cash Disbursement Coding (CDC)	0.00	0.00	0.00	0.00	0.00	0.00	0.00	0.00	0.00	0.00	0.00	0.00	0.00	0.00	0.00	0.00	0.00	0.00	0.00	0.00	0.00	0.00	0.00	0.00	0.00	0.00	0.00	
TOTAL CASH DISBURSEMENTS	0.00	2,358,103.10	30,185.91	0.00	2,388,289.01	0.00	0.00	0.00	0.00	0.00	0.00	0.00	0.00	0.00	0.00	0.00	2,388,289.01	0.00	0.00	0.00	0.00	2,358,103.10	30,185.91	0.00	0.00	2,388,289.01		
NON-CASH DISBURSEMENTS	0.00	0.00	0.00	0.00	0.00	0.00	0.00	0.00	0.00	0.00	0.00	0.00	0.00	0.00	0.00	0.00	0.00	0.00	0.00	0.00	0.00	0.00	0.00	0.00	0.00	0.00	0.00	
Tax Remittance Author (NTA)	0.00	0.00	0.00	0.00	0.00	0.00	0.00	0.00	0.00	0.00	0.00	0.00	0.00	0.00	0.00	0.00	0.00	0.00	0.00	0.00	0.00	0.00	0.00	0.00	0.00	0.00	0.00	
Non-Cash Amendment Author (NCA)	0.00	0.00	0.00	0.00	0.00	0.00	0.00	0.00	0.00	0.00	0.00	0.00	0.00	0.00	0.00	0.00	0.00	0.00	0.00	0.00	0.00	0.00	0.00	0.00	0.00	0.00	0.00	
Disbursements effected through outright deductions from other disbursement (DD)	0.00	0.00	0.00	0.00	0.00	0.00	0.00	0.00	0.00	0.00	0.00	0.00	0.00	0.00	0.00	0.00	0.00	0.00	0.00	0.00	0.00	0.00	0.00	0.00	0.00	0.00	0.00	
Overpayment of expenses (e.g. personnel benefits)	0.00	0.00	0.00	0.00	0.00	0.00	0.00	0.00	0.00	0.00	0.00	0.00	0.00	0.00	0.00	0.00	0.00	0.00	0.00	0.00	0.00	0.00	0.00	0.00	0.00	0.00	0.00	
Reimbursement for loss of government property	0.00	0.00	0.00	0.00	0.00	0.00	0.00	0.00	0.00	0.00	0.00	0.00	0.00	0.00	0.00	0.00	0.00	0.00	0.00	0.00	0.00	0.00	0.00	0.00	0.00	0.00	0.00	
Liabilities charges and similar claims	0.00	0.00	0.00	0.00	0.00	0.00	0.00	0.00	0.00	0.00	0.00	0.00	0.00	0.00	0.00	0.00	0.00	0.00	0.00	0.00	0.00	0.00	0.00	0.00	0.00	0.00	0.00	
Others (e.g. TEF, RTI, Docs Stamp, etc.)	0.00	0.00	0.00	0.00	0.00	0.00	0.00	0.00	0.00	0.00	0.00	0.00	0.00	0.00	0.00	0.00	0.00	0.00	0.00	0.00	0.00	0.00	0.00	0.00	0.00	0.00	0.00	
Add: Less: Adjustments (e.g. cancelled checks)	0.00	0.00	0.00	0.00	0.00	0.00	0.00	0.00	0.00	0.00	0.00	0.00	0.00	0.00	0.00	0.00	0.00	0.00	0.00	0.00	0.00	0.00	0.00	0.00	0.00	0.00	0.00	
Balance of Disbursement Authorities as at date	0.00	0.00	0.00	0.00	0.00	0.00	0.00	0.00	0.00	0.00	0.00	0.00	0.00	0.00	0.00	0.00	0.00	0.00	0.00	0.00	0.00	0.00	0.00	0.00	0.00	0.00	0.00	
Total Disbursements Program	0.00	2,358,103.10	30,185.91	0.00	2,388,289.01	0.00	0.00	0.00	0.00	0.00	0.00	0.00	0.00	0.00	0.00	0.00	2,388,289.01	0.00	0.00	0.00	0.00	2,358,103.10	30,185.91	0.00	0.00	2,388,289.01		
Less: Actual Disbursements	0.00	2,358,103.10	30,185.91	0.00	2,388,289.01	0.00	0.00	0.00	0.00	0.00	0.00	0.00	0.00	0.00	0.00	0.00	2,388,289.01	0.00	0.00	0.00	0.00	2,358,103.10	30,185.91	0.00	0.00	2,388,289.01		
(Over)/Under spending	0.00	0.00	0.00	0.00	0.00	0.00	0.00	0.00	0.00	0.00	0.00	0.00	0.00	0.00	0.00	0.00	0.00	0.00	0.00	0.00	0.00	0.00	0.00	0.00	0.00	0.00	0.00	

SUMMARY

Particulars (1)	Previous Report (2)	This Month (3)	As of Date (4)
Total Disbursement Authorities Received	0.00	33,339,000.00	33,339,000.00
NCA	0.00	33,339,000.00	33,339,000.00
NTA	0.00	0.00	0.00
Working Fund	0.00	0.00	0.00
TRA	0.00	0.00	0.00
CDC	0.00	0.00	0.00
NCA	0.00	0.00	0.00
Less: Notice of Transfer of Allocations (NTA) Issued	0.00	0.00	0.00
Total Disbursement Authorities Available	0.00	33,339,000.00	33,339,000.00
Less:	0.00	0.00	0.00
Less: NCA	0.00	0.00	0.00
Disbursements	0.00	2,388,289.01	2,388,289.01
Less: Other Non-Cash Disbursements	0.00	0.00	0.00
Disbursements effected through outright deductions from claims	0.00	0.00	0.00
Overpayment of expenses (e.g. personnel benefits)	0.00	0.00	0.00
Reimbursement for loss of government property	0.00	0.00	0.00
Liabilities charges and similar claims	0.00	0.00	0.00
Others (e.g. TEF, RTI, Docs Stamp, etc.)	0.00	0.00	0.00
Add: Less: Adjustments (e.g. cancelled checks)	0.00	0.00	0.00
Balance of Disbursement Authorities as at date	0.00	32,950,710.99	32,950,710.99
Total Disbursements Program	0.00	33,339,000.00	33,339,000.00
Less: Actual Disbursements	0.00	2,388,289.01	2,388,289.01
(Over)/Under spending	0.00	32,950,710.99	32,950,710.99

Notes: * The use of NTA is discouraged
* Notes: * Accounts should tally with the grand total disbursement (column 27)

Chief Accountant:
Ma. Lorna C. Buyag
MA. LORNA C. BUYAG
CHIEF ACCOUNTANT

Recommended by:
Ma. Lourdes D. Mediran
MA. LOURDES D. MEDIRAN
DEPUTY EXECUTIVE DIRECTOR

Approved by:
Dr. Edward L. Ferreira Ph.D.
DR. EDWARD L. FERREIRA PH.D.
EXECUTIVE DIRECTOR

MONTHLY REPORT OF DISBURSEMENTS
For the month of March 2023

FAR No. 4

Department : Budgetary Support to Government Corporations
Agency/Entity : Center for International Trade Expositions and Missions
Operating Unit : < not applicable >
Organization Code (UACB) : 35 043 000500
Fund Cluster : 01 Regular Agency Fund

Particulars	Current Year Budget					Prior Year's Accounts Payable					Prior Year's Budget					SUB-TOTAL	Trust Liabilities				Grand Total	Remarks						
	PS	MOOE	FinEs	CO	TOTAL	PS	MOOE	FinEs	CO	Sub-Total	PS	MOOE	FinEs	CO	Sub-Total		PS	MOOE	CO	TOTAL								
1	2	3	4	5	6=(2+3+4+5)	7	8	9	10	11=(7+8+9+10)	12	13	14	15	16=(12+13+14+15)	17=(11+16)	18=(6+17)	19	20	21	22=(19+20+21)	23	24	25	26	27=(23+24+25+26)	28	
CASH DISBURSEMENTS	0.00	11,846,479.00	24,450.81	0.00	11,870,929.81	0.00	0.00	0.00	0.00	0.00	0.00	0.00	0.00	0.00	0.00	11,870,929.81	0.00	0.00	0.00	0.00	0.00	11,846,479.00	24,450.81	0.00	0.00	11,870,929.81		
Notice of Cash Allocation (NCA)	0.00	11,846,479.00	24,450.81	0.00	11,870,929.81	0.00	0.00	0.00	0.00	0.00	0.00	0.00	0.00	0.00	0.00	11,870,929.81	0.00	0.00	0.00	0.00	0.00	11,846,479.00	24,450.81	0.00	0.00	11,870,929.81		
MO'S Checks Issued	0.00	6,448,223.56	0.00	0.00	6,448,223.56	0.00	0.00	0.00	0.00	0.00	0.00	0.00	0.00	0.00	0.00	6,448,223.56	0.00	0.00	0.00	0.00	0.00	6,448,223.56	0.00	0.00	0.00	6,448,223.56		
Advance to Debit Account	0.00	2,308,255.44	24,450.81	0.00	2,432,706.25	0.00	0.00	0.00	0.00	0.00	0.00	0.00	0.00	0.00	0.00	2,432,706.25	0.00	0.00	0.00	0.00	0.00	2,308,255.44	24,450.81	0.00	0.00	2,432,706.25		
Notice of Transfer Allocations (NTA)	0.00	0.00	0.00	0.00	0.00	0.00	0.00	0.00	0.00	0.00	0.00	0.00	0.00	0.00	0.00	0.00	0.00	0.00	0.00	0.00	0.00	0.00	0.00	0.00	0.00	0.00	0.00	
MO'S Checks Issued	0.00	0.00	0.00	0.00	0.00	0.00	0.00	0.00	0.00	0.00	0.00	0.00	0.00	0.00	0.00	0.00	0.00	0.00	0.00	0.00	0.00	0.00	0.00	0.00	0.00	0.00	0.00	
Advance to Debit Account	0.00	0.00	0.00	0.00	0.00	0.00	0.00	0.00	0.00	0.00	0.00	0.00	0.00	0.00	0.00	0.00	0.00	0.00	0.00	0.00	0.00	0.00	0.00	0.00	0.00	0.00	0.00	
Working Fund for FAPs	0.00	0.00	0.00	0.00	0.00	0.00	0.00	0.00	0.00	0.00	0.00	0.00	0.00	0.00	0.00	0.00	0.00	0.00	0.00	0.00	0.00	0.00	0.00	0.00	0.00	0.00	0.00	
Cash Disbursements Calling (CDC)	0.00	0.00	0.00	0.00	0.00	0.00	0.00	0.00	0.00	0.00	0.00	0.00	0.00	0.00	0.00	0.00	0.00	0.00	0.00	0.00	0.00	0.00	0.00	0.00	0.00	0.00	0.00	
TOTAL CASH DISBURSEMENTS	0.00	11,846,479.00	24,450.81	0.00	11,870,929.81	0.00	0.00	0.00	0.00	0.00	0.00	0.00	0.00	0.00	0.00	11,870,929.81	0.00	0.00	0.00	0.00	0.00	11,846,479.00	24,450.81	0.00	0.00	11,870,929.81		
NON-CASH DISBURSEMENTS	0.00	0.00	0.00	0.00	0.00	0.00	0.00	0.00	0.00	0.00	0.00	0.00	0.00	0.00	0.00	0.00	0.00	0.00	0.00	0.00	0.00	0.00	0.00	0.00	0.00	0.00	0.00	
Tax Rebate/Advance Issued (TRA)	0.00	0.00	0.00	0.00	0.00	0.00	0.00	0.00	0.00	0.00	0.00	0.00	0.00	0.00	0.00	0.00	0.00	0.00	0.00	0.00	0.00	0.00	0.00	0.00	0.00	0.00	0.00	
Non-Cash Adjustment Authority (NCAA)	0.00	0.00	0.00	0.00	0.00	0.00	0.00	0.00	0.00	0.00	0.00	0.00	0.00	0.00	0.00	0.00	0.00	0.00	0.00	0.00	0.00	0.00	0.00	0.00	0.00	0.00	0.00	
Unreimbursed reflected through chargeback (e.g. from other agencies, etc.)	0.00	0.00	0.00	0.00	0.00	0.00	0.00	0.00	0.00	0.00	0.00	0.00	0.00	0.00	0.00	0.00	0.00	0.00	0.00	0.00	0.00	0.00	0.00	0.00	0.00	0.00	0.00	
Overpayment of expenses (e.g. travel, etc.)	0.00	0.00	0.00	0.00	0.00	0.00	0.00	0.00	0.00	0.00	0.00	0.00	0.00	0.00	0.00	0.00	0.00	0.00	0.00	0.00	0.00	0.00	0.00	0.00	0.00	0.00	0.00	
Reimbursement for loss of government property	0.00	0.00	0.00	0.00	0.00	0.00	0.00	0.00	0.00	0.00	0.00	0.00	0.00	0.00	0.00	0.00	0.00	0.00	0.00	0.00	0.00	0.00	0.00	0.00	0.00	0.00	0.00	
Unreimbursed damages and similar claims	0.00	0.00	0.00	0.00	0.00	0.00	0.00	0.00	0.00	0.00	0.00	0.00	0.00	0.00	0.00	0.00	0.00	0.00	0.00	0.00	0.00	0.00	0.00	0.00	0.00	0.00	0.00	
Others (e.g. TRF, BTR, Docs Stamp, etc.)	0.00	0.00	0.00	0.00	0.00	0.00	0.00	0.00	0.00	0.00	0.00	0.00	0.00	0.00	0.00	0.00	0.00	0.00	0.00	0.00	0.00	0.00	0.00	0.00	0.00	0.00	0.00	
Adjustment: Adjustment (e.g. cancelled checks)	0.00	0.00	0.00	0.00	0.00	0.00	0.00	0.00	0.00	0.00	0.00	0.00	0.00	0.00	0.00	0.00	0.00	0.00	0.00	0.00	0.00	0.00	0.00	0.00	0.00	0.00	0.00	
Balance of Disbursement Authorities as at date		37,262,763.19			(2,011,829.81)					34,250,933.38																		
Total Disbursements Program		48,408,000.00			8,850,000.00					55,258,000.00																		
Less: Actual Disbursements		8,142,236.81			11,870,929.81					21,013,166.62																		
(Over)Under spending		37,262,763.19			(2,011,829.81)					34,250,833.38																		

SUMMARY

Particulars	Previous Report	This Month	As of Date
(1)	(2)	(3)	(4)
Total Disbursement Authorities Received	48,408,000.00	8,850,000.00	58,258,000.00
NCA	48,408,000.00	8,850,000.00	58,258,000.00
NTA	0.00	0.00	0.00
Working Fund	0.00	0.00	0.00
TRA	0.00	0.00	0.00
CDC	0.00	0.00	0.00
NCAA	0.00	0.00	0.00
Less: Notice of Transfer of Allocations (NTA) Issued	0.00	0.00	0.00
Total Disbursement Authorities Available	48,408,000.00	8,850,000.00	58,258,000.00
Less:			
Lapsed NCA	0.00	0.00	0.00
Disbursements	9,142,236.81	11,870,929.81	21,013,166.62
Less: Other Non-Cash Disbursements	0.00	0.00	0.00
Disbursements reflected through chargeback deductions from claims	0.00	0.00	0.00
Overpayment of expenses (e.g. personnel benefits)	0.00	0.00	0.00
Reimbursement for loss of government property	0.00	0.00	0.00
Unreimbursed damages and similar claims	0.00	0.00	0.00
Others (e.g. TRF, BTR, Docs Stamp, etc.)	0.00	0.00	0.00
Adjustment: Adjustment (e.g. cancelled checks)	0.00	0.00	0.00
Balance of Disbursement Authorities as at date	37,262,763.19	(2,011,829.81)	34,250,933.38
Total Disbursements Program	48,408,000.00	8,850,000.00	55,258,000.00
Less: Actual Disbursements	8,142,236.81	11,870,929.81	21,013,166.62
(Over)Under spending	37,262,763.19	(2,011,829.81)	34,250,833.38

Certified Correct:
[Signature]
MALERNA C. BUYAS
CHIEF ACCOUNTANT


Recommended:
[Signature]
MA. LOURDES D. MEDIRAN
DEPUTY EXECUTIVE DIRECTOR

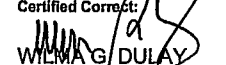
[Signature]
DR. EDWARD L. FERREIRA PhD
EXECUTIVE DIRECTOR


QUARTERLY REPORT OF REVENUE AND OTHER RECEIPTS
As at the Quarter Ending March 31, 2023

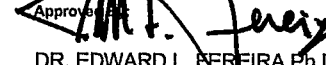
Department : Budgetary Support to Government Corporations
 Agency : Center for International Trade Expositions and Missions
 Operating Unit : < not applicable >
 Organization Code (UACS) : 35 043 000000
 Fund Cluster : 01 - Regular Agency Fund

Classification/Sources of Revenue and Other Receipts	UACS CODE	REVENUE TARGET (Annual) per BEFP	Actual Revenue and Other Receipts Collections					Cumulative Remittance/Deposits to Date			Variance		Remarks
			1st Quarter Ending March 31	2nd Quarter Ending June 30	3rd Quarter Ending Sept. 30	4th Quarter Ending Dec. 31	Total	Remittance to BTR	Deposited with AGDB	TOTAL	Amount	%	
1	2	3	4	5	6	7	8=[(6+(-)7)-8+9]	9	10	11=(9+10)	12=(8-3)	13=(12/3)	14
Regular Agency Fund		221,657,000.00	52,507,020.81	0.00	0.00	0.00	52,507,020.81	0.00	52,507,020.81	52,507,020.81	(169,149,979.19)	-76 %	
Revenue Collections		221,657,000.00	52,507,020.81	0.00	0.00	0.00	52,507,020.81	0.00	52,507,020.81	52,507,020.81	(169,149,979.19)	-76 %	
Cash Revenue		221,657,000.00	52,507,020.81	0.00	0.00	0.00	52,507,020.81	0.00	52,507,020.81	52,507,020.81	(169,149,979.19)	-76 %	
Non-Tax		221,657,000.00	52,507,020.81	0.00	0.00	0.00	52,507,020.81	0.00	52,507,020.81	52,507,020.81	(169,149,979.19)	-76 %	
Other Service Income	4020199099	57,000,000.00	11,343,020.81	0.00	0.00	0.00	11,343,020.81	0.00	11,343,020.81	11,343,020.81	(45,656,979.19)	-80 %	
Subsidy from National Government	4030101000	164,657,000.00	41,164,000.00	0.00	0.00	0.00	41,164,000.00	0.00	41,164,000.00	41,164,000.00	(123,493,000.00)	-75 %	
TOTAL		221,657,000.00	52,507,020.81	0.00	0.00	0.00	52,507,020.81	0.00	52,507,020.81	52,507,020.81	(169,149,979.19)	-76 %	

Certified Correct:

 MALERNA C. BUYRO
 CHIEF ACCOUNTANT
 Date:

Certified Correct:

 WILMA G. DULAY
 CHIEF, BUDGET AND CASH
 Date:

Recommending Approval:

 MA. LOURDES D. MEDIRAN
 DEPUTY EXECUTIVE DIRECTOR
 Date:

Approved:

 DR. EDWARD L. PEREIRA Ph.D
 EXECUTIVE DIRECTOR
 Date: